

# Countertop B.I.B. Butter Dispenser

Instruction Manual

Model #2496








 **GOLD MEDAL**®

**FUNFOOD EQUIPMENT & SUPPLIES**

Cincinnati, OH 45241-4807 USA

# SAFETY PRECAUTIONS

	<p style="text-align: center;"><b>⚠ DANGER</b></p> <p>Machine must be properly grounded to prevent electrical shock to personnel. Do NOT immerse the equipment in water.</p> <p>Always unplug the equipment before cleaning or servicing.</p>
	<p style="text-align: center;"><b>⚠ WARNING</b></p> <p>ALWAYS wear safety glasses when servicing this equipment.</p>
	<p style="text-align: center;"><b>⚠ WARNING</b></p> <p>Any alterations to this equipment will void the warranty and may cause a dangerous situation. NEVER make alterations to the equipment. Make sure all machine switches are in the off position before plugging the equipment into the receptacle.</p>
	<p style="text-align: center;"><b>⚠ CAUTION</b></p> <p>Do NOT allow direct contact with this equipment and the general public when used in food service locations. Only personnel that are trained and familiar with the equipment should operate the equipment. Carefully read all installation instructions before operation.</p>
	<p style="text-align: center;"><b>⚠ CAUTION</b></p> <p>This machine is NOT to be operated by minors. Minors are classified as anyone under the age of 18.</p>

## NOTE

The information, specifications and illustrations contained in this manual represent the latest data available at time of publication. Right is reserved to make changes as required at the discretion of Gold Medal Products Company without notice.

## FORWARD

The Model 2496 Countertop B.I.B. is a front-loading, self-serve, counter butter dispenser. It utilizes the Bag-In-A-Box system for product dispensing. The nozzle height will accommodate all of today's popcorn bags, boxes and tubs. The heated cabinet maintains the topping at 135 degrees Fahrenheit.

## INSTALLATION INSTRUCTIONS

### CHECKING SHIPMENT

The Model 2496 is shipped in a corrugated carton.

Unpack all cartons and check thoroughly for any damage, which may have occurred during transit. Damage claims should be filed immediately with the transportation company.

Set the Model 2496 on the counter. Open the front to install the bag-in-a-box product. Place the bag-in-a-box vertically, with the opening for the quick-disconnect fitting at the bottom. Connect the fitting located on the back side of the door to the bag-in-a-box. Close the door and turn on the power switch located on the left-hand side of the door. Allow approximately one hour for product to reach serving temperature if starting with room temperature product. (HINT: Use one of Gold Medal Products back room warmers to pre-heat the topping boxes prior to use.)

## ELECTRICAL REQUIREMENTS

120 Volts, 60Hz  
3.5 Amps  
420 Watts

# OPERATING INSTRUCTIONS

## CONTROLS AND THEIR FUNCTIONS

The main power switch is located on the left side of the front door.

The push button located on the nozzle is the topping dispense button. Press and hold this button to dispense the desired amount of topping.

## CARE AND CLEANING

### SANITIZING INSTRUCTIONS

Your Model 2396AD and 2396A is all stainless steel construction. The exterior surfaces can be cleaned by wiping oil spills with a dry towel, then wiping with another towel moistened with mild soap and warm water.

#### Sanitizing the internal parts; tubing, pump, etc.

1. Disengage the bag connector from the bag of oil and place in a pail of hot water and mild soap. Approximately 1 gallon.
2. Push the dispense button to flush the system of oil. Make sure you have a container under the discharge tube. Discard the oil.
3. Put the intake line in the hot water and pump it through the lines by holding the dispense button until the pail is empty.
4. Fill the pail with a sanitizing solution. Gold Medal offers a product for this purpose, Chlor-Tech, part number 1109. Put the bag connector in the pail of sanitizer. Pump it through the lines by holding the dispense button until the pail is empty. It is not necessary to flush the sanitizer before the next step, but you may flush with water if desired.
5. Before the next use, install the connector to a bag of oil and pump oil until oil is dispensed through the discharge tube.


### Schedule for Cleaning

The recommended sanitizing schedule is every night.


#### **IMPORTANT:**

This product is not intended for use with volatile food products, i.e. real butter.

## MAINTENANCE INSTRUCTIONS

	<b>⚠ CAUTION</b>
	THE FOLLOWING SECTIONS OF THIS MANUAL ARE INTENDED ONLY FOR QUALIFIED SERVICE PERSONNEL WHO ARE FAMILIAR WITH ELECTRICAL EQUIPMENT. THESE ARE NOT INTENDED FOR THE OPERATOR.

	<b>⚠ WARNING</b>
	Adequate eye protection must be used when servicing this equipment to prevent the possibility of injury.

	<b>⚠ DANGER</b>
	Do NOT immerse the equipment in water. Unplug your machine before servicing.

## ORDERING SPARE PARTS

1. Identify the worn or broken part by checking it with the illustrations and parts list.
2. When ordering parts, include part number, part name, and quantity required.
3. Include you model name and machine serial number (found on nameplate) with your order.
4. Address orders to:

Parts Department  
Gold Medal Products Co.  
10700 Medallion Drive  
Cincinnati, Ohio 45241-4807

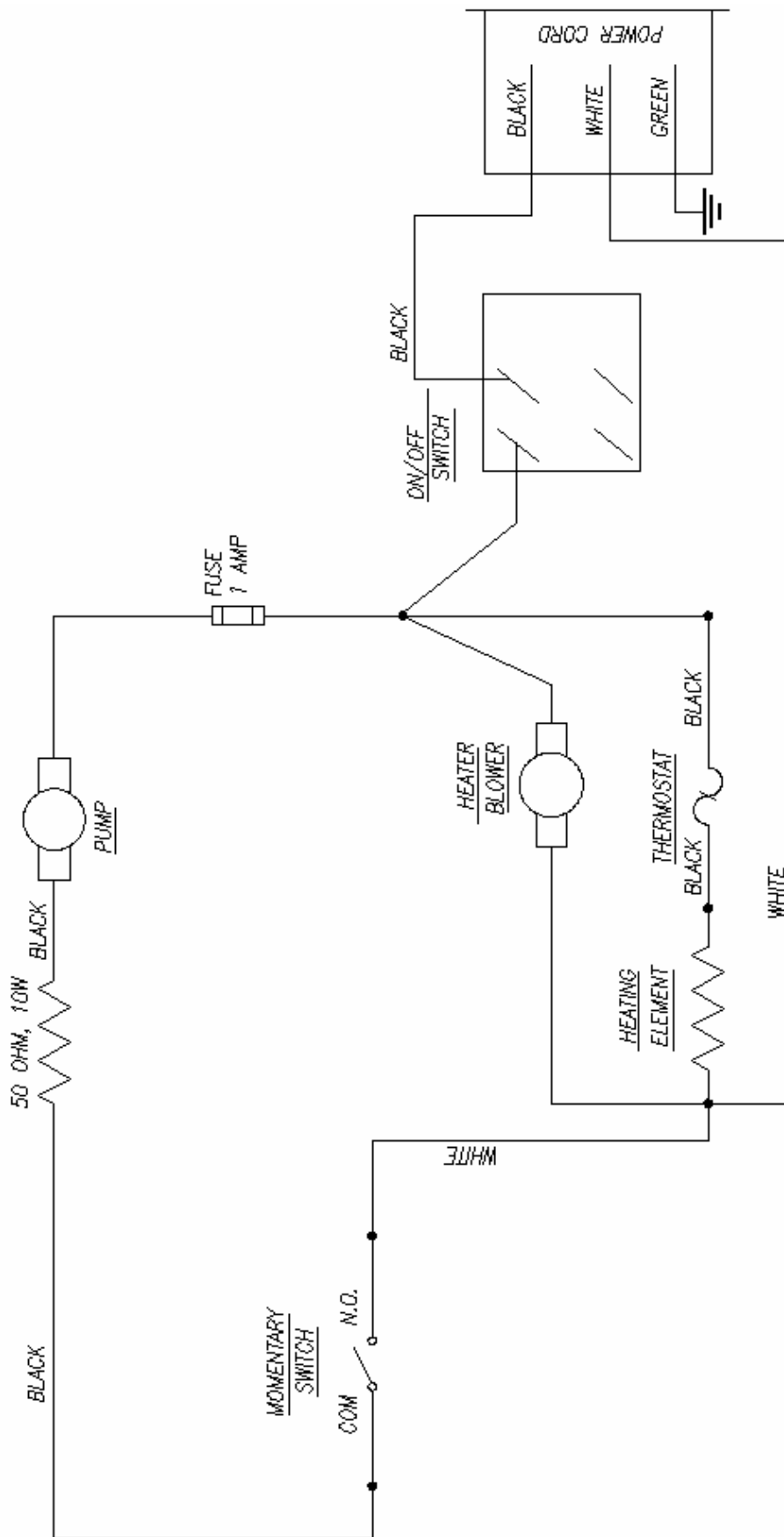
or, place orders at:

(800) 543-0862  
(513) 769-7676  
Fax: (513) 769-8500  
E-mail: [info@gmpopcorn.com](mailto:info@gmpopcorn.com)  
[www.gmpopcorn.com](http://www.gmpopcorn.com)

# PARTS LIST

PART NO.	DESCRIPTION	QTY.
22038	LEAD-IN CORD 15 AMP PLUG	1
38566	NO DRIP SPOUT	1
38824	HEAT ELEMENT 250W, 120V	1
38936	DRIP PAN	1
38938	DRIP PAN INSERT WELDMENT	1
38971	MOMENTARY SWITCH	1
38990	THERMOSTAT 135F	1
38998	RETAINING STRAP	1
39142	DISPENSER LABEL	1
39156	BASE	1
39163	TOP PLATE	1
39164	DOOR FRONT COVER	1
39167	MAIN BODY WELDMENT	1
39168	NOZZLE WRAPPER WELDMENT	1
39169	DOOR WRAPPER WELDMENT	1
39172	TUBING	1
39173	TUBING	1
39174	TUBING	1
39175	ALUMINUM TUBE	1
39177	MANUAL	1
39179	DECAL	1
40721	AXIAL FAN	1
41011	CATCH DOOR	1
42532	SWITCH, DPST ROCKER	1
47199	BLOWER PLUG & CORD	1
49123	CRUTCH TIP	4
49138	HINGE, LEFT HAND FEMALE	2
49141	HINGE, LEFT HAND MALE	2
55002	RESISTOR, 150 OHM 6.5 W	1
74636	FUSEHOLDER, MIGHTY-MITE	1
75220	HOSE CLAMP W/SCREW	4
76026	STRAIN RELIEF #SR-6P3-4	1
79100	BAG CONNECTOR, DEAD LEG	1
79269	IN-LINE STRAINER	1
79341	FUSE, 1 AMP	1
79888	B.I.B. BUTTER PUMP	1
82221	HEYCO BUSHING #SB-1093-15	1
87179	GLIDE, TAPPED	4

# ELECTRICAL SCHEMATIC



# WARRANTY

WE WARRANT to the original purchaser the Gold Medal equipment sold by us to be free from defects in material or workmanship under normal use and service. Our obligation under this warranty shall be limited to the repair or replacement of any defective part for a period of six (6) months from the date of sale to the Original Purchaser with regard to labor and two (2) years with regard to parts and does not cover damage to the equipment caused by accident, alteration, improper use, voltage, abuse, or failure to follow instructions.

THIS WARRANTY IS IN LIEU OF ALL OTHER WARRANTIES EXPRESSED OR IMPLIED, AND OF ALL OTHER OBLIGATIONS OR LIABILITIES ON OUR PART, INCLUDING THE IMPLIED WARRANTY OF MERCHANTABILITY. THERE ARE NO WARRANTIES WHICH EXTEND BEYOND THE DESCRIPTION ON THE FACE HEREOF. We neither assume, nor authorize any other person to assume for us, any other obligation or liability in connection with the sale of said GOLD MEDAL equipment or any part thereof.

The term "Original Purchaser" as used in this warranty shall be deemed to mean that person, firm, association, or corporation who was billed by the GOLD MEDAL PRODUCTS COMPANY, or their authorized distributor for the equipment.

THIS WARRANTY HAS NO EFFECT AND IS VOID UNLESS THE ORIGINAL PURCHASER FIRST CALLS GOLD MEDAL PRODUCTS COMPANY AT 1-800-543-0862 TO DISCUSS WITH OUR SERVICE REPRESENTATIVE THE EQUIPMENT PROBLEM, AND, IF NECESSARY, FOR INSTRUCTIONS CONCERNING THE REPAIR OR REPLACEMENT OF PARTS.



**GOLD MEDAL PRODUCTS COMPANY**

**10700 Medallion Drive**

**Cincinnati, Ohio 45241-4807 USA**

**[www.gmpopcorn.com](http://www.gmpopcorn.com)**

**Phone: 1-800-543-0862**

**Fax: 1-800-542-1496**

© The text, descriptions, graphics and other material in this publication are the proprietary and exclusive property of Gold Medal Products Company and shall not be used, copied, reproduced, reprinted or published in any fashion, including website display, without its express written consent.