




Item #: \_\_\_\_\_

Model: ED-15F & ED-30FT

Product Name: Electric Designer Series Fryers



Model ED-15SF

**Specification:**

Electric designer series fryers in two sizes: 15" (381mm) wide model ED-15F and 30" (782mm) wide twin tank model ED-30FT. Designed as free standing or to be banked with other ED series equipment. 24" (610mm) deep x 13" (330mm) high with easy clean design stainless steel front, black painted sides and stainless steel tank. Electronic thermostat provides concise accurate control, now situated in a cooler safer area. Removable flat bottom stainless steel tank with large surge area allows the operator a proper grip while removing the tank and stability when setting it down. Twin tank model has two sets of independent controls. 5300 watts per frypot, supper fryer available with 8000 watts per frypot, models ED-15SF and ED-30SFT.

**Standard Features:**

- Stainless steel front and black painted sides
- Removable stainless steel tank, 17Lb (7.7Kg) capacity
- Set of twin fryer baskets
- Easy clean design with recessed protected controls.
- Heat-On indicator lamps
- 5300 watts per frypot
- Super fryer with 8000 watts per frypot, add suffix S (i.e. ED-15SF for 15" (381mm) fryer)
- One-Year limited parts & labor warranty (USA & Canada only)

**Optional Features:**

- Stainless steel body side
- Stainless steel back and bottom
- Stainless steel bowl cover, one required per frypot
- Stainless steel fryer fish plate
- One large fryer basket in lieu of twin set of baskets
- 15DS side attachment drain shelf
- 14DS drain basket screen for drain shelf
- "CE" approved models are EDU-18F/SF, 18" (457mm) wide or for double tank models EDU-36FT/SFT, 36" (914mm) wide

**Optional CSD Series Stands:**

- Floor Stands: Heavy-duty stands of open design with seamless welded square tube leg and black finish storage shelf. Working height of all units on stands 35-1/2" (902mm). Stand widths available in 15" (381mm), and 30" (782mm). Each unit must have its own stand. Example for ED-15F Fryer, specify compatible CSD-15 stand.
  - Optional: Stainless steel finish
  - Swivel casters W/front brakes; set of 4



Garland Commercial Industries, Inc.  
185 East South Street  
Freeland, Pennsylvania 18224  
Phone: (570) 636-1000  
Fax: (570) 636-3903

Garland Commercial Ranges Ltd  
1177 Kamato Road, Mississauga, Ontario  
L4W 1X4 CANADA  
Phone: 905-624-0260  
Fax: 905-624-5669

Enodis UK LTD  
Swallowfield Way, Hayes, Middlesex  
UB3 1DQ ENGLAND  
Telephone: 081-561-0433  
Fax: 081-848-0041



**GARLAND®**

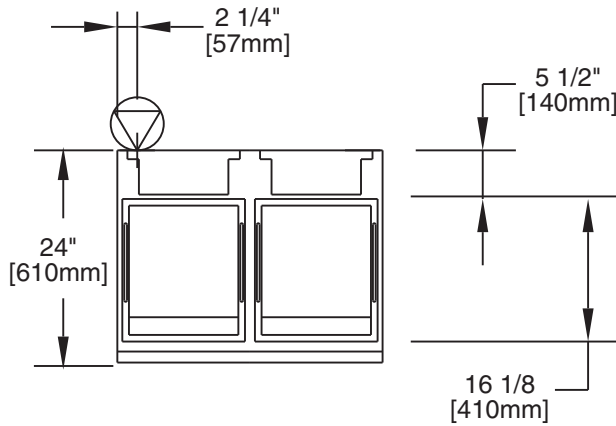
Item #: \_\_\_\_\_

Model: ED-15F & ED-30FT

Product Name: Electric Designer Series Fryers

Models	Total kW Load				Nominal Amperes Per Line							
	North America		Export		North America				Export			
	208V	240V	220V/ 380V	240V/ 415V	Single Phase		Hi Line -3 Phase		Single Phase		Hi Line - 2 or -3 Phase	
				208V	240V	208V	240V	220V/ 380V	240V/ 415V	220V/ 380V	240V/ 415V	
ED-15F, EDU-18F	5.3	5.3	5.93	5.3	26	23	N/A	N/A	27	23	N/A	N/A
ED-15SF, EDU-18SF	8	8	8	8	39	34	23	20	37	34	13	12
ED-30FT, EDU-36FT	10.6	10.6	11.86	10.3	51	45	39	54	54	45	27	22
ED-30SFT, EDU-36SFT	16.0	16.0	16.0	16.0	77	67	45	39	73	67	25	23

Model	Overall Dimensions			Shipping Wt. Lb/kg
	Height	Width	Depth	
ED-15F, ED-15SF	13" (330mm)	15" (381mm)	24" (610mm)	50/23
EDU-18F, EDU-18SF	13" (330mm)	18" (457mm)	24" (610mm)	50/23
ED-30FT, ED-30SFT	13" (330mm)	30" (762mm)	24" (610mm)	70/32
EDU-36FT, EDU-36SFT	13" (330mm)	36" (914mm)	24" (610mm)	70/32

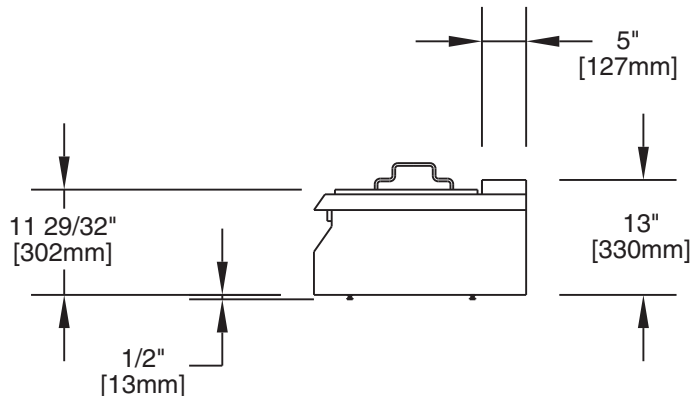
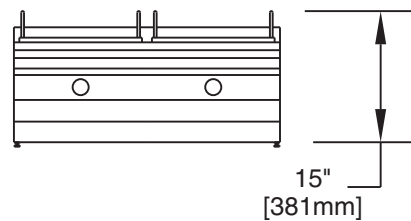


Garland products are not approved or authorized for home or residential use, but are intended for commercial applications only. Garland will not provide service, warranty, maintenance or support of any kind other than in commercial applications.

Installation Clearances	
Side	Rear
0.5" (13mm)	0.5" (13mm)

30" [762mm] ED-30FT  
36" [914mm] EDU-36FT

15" [381mm] ED-15F  
18" [457mm] EDU-18F



Continuous product improvement is a Garland policy. Specifications and design are subject to change without notice.