



**SUPERDeck**  
SERIES



*Ultimate*  
SERIES



*Cyclone*  
SERIES



**X Cookline**  
SERIES



**HearthBake**  
SERIES



*Il Forno*  
SERIES



**DANTE**  
SERIES



**DualAir**  
SERIES

2 0 0 7

## EQUIPMENT PRICE LIST

Supersedes all previous price lists — Prices Effective December 1, 2006

## TERMS & CONDITIONS

2007 Price List is effective December 1, 2007 and supersedes all previous price lists. All prices are quoted in \$US dollars and are subject to change without notice. Prices do not include Federal, State or other sales or use taxes, nor does it include freight charges.

State sales tax may be added to invoice if tax certificate not on file.

Terms are net 30 days upon approved and established credit. Prices are quoted F.O.B. our plant in New Rochelle, N.Y.

**NOTE NEW ADDRESS:** Payments should be mailed to BAKERS PRIDE, c/o Comerica Bank, PO Box 671155, Dallas, TX 75267-1155. Wire transfers may be made as follows: BAKERS PRIDE Oven Company, Inc., c/o COMERICA Bank, Dallas, TX, Transit # 111000753, Account # 1880-123516.

BAKERS PRIDE reserves the right to review, accept or reject all purchase orders. Purchase orders are considered valid only after written acknowledgment is received by customer. BAKERS PRIDE objects to and rejects any additional or different terms or conditions offered or proposed by any party other than BAKERS PRIDE.

BAKERS PRIDE reserves the right to change or modify the design, specification or substitute materials in the construction of any products manufactured without notice.

All product dimensions are nominal and are subject to change.

## FREIGHT & SHIPPING

BAKERS PRIDE recommends that customers arrange shipping with the carrier of their choice and have freight charges billed direct. This provides our customers with optimum control over their shipments.

BAKERS PRIDE will, however, arrange shipping as a courtesy to our customers with 3rd party billing or pre-pay and added to invoice.

BAKERS PRIDE will ship orders by a method it deems advisable to meet delivery requirements unless otherwise instructed by the customer in writing. Lift gate deliveries are an additional charge.

Any shortage, loss, or damage in shipment must be reported to BAKERS PRIDE and delivering common carrier immediately on receipt of shipment and noted on delivery receipt. Shipments should be inspected and any concealed damage should be reported by consignee to common carrier within 10 days. Freight claims are the responsibility of the consignor.

## RETURNS

Products may not be returned by purchaser for credit without prior written approval from BAKERS PRIDE. All returned goods are subject to a minimum 25% restock charge, plus transportation charges. Only standard, currently manufactured products, unopened and properly packaged in their original packaging will be considered for return. All returns are subject to inspection and BAKERS PRIDE reserves the sole right to determine the amount of credit. Request for return merchandise must be submitted within 90 days of original shipment.

## ORDERING GUIDE

To ensure prompt and accurate service, please include the following information for each item with your order:

### PRICING

All orders must include net pricing.

### EQUIPMENT

Model #, Description, Gas Type, Electrical Specifications (voltage, phase, cycles, with or without neutral), Quantity and **CE** Approval as required/available.

### ACCESSORIES & OPTIONS

For which Model or Model #, Description and Quantity.

### SHIPPING INFORMATION

Ship To, Ship Via, Date Required, Contact, Address, City/State/Country and Phone #.

### BILLING INFORMATION

Bill To, PO #, Contact, Address, City/State/Country and Phone #.

————— ALL ORDERS MUST BE IN WRITING —————

## CERTIFICATIONS

### USA



Underwriters Laboratories



National Sanitation Foundation

GAS-FIRED



Canadian Standards Association



Canadian Standards Association certified to applicable U.S. standards



Canadian Standards Certified to applicable NSF standards



National Fire Protection Association



American National Standards Institute



UL Sanitation

### CANADA



Canadian Standards Association certified to applicable Canadian gas standards



Underwriters Laboratories certified to applicable Canadian gas standards



Canadian Standards Association electric standards

### INTERNATIONAL



Community European



British Standards Institute

## TABLE OF CONTENTS

INDEX	ii
ABOUT BAKERS PRIDE	1
COOKLINE SERIES	2
Accessories & Options	8
CHAR BROILERS	5
Accessories & Options	19
CBBQ ULTIMATE	22
Accessories & Options	23
CONVECTION OVENS	25
Accessories & Options	31
CONVEYOR OVENS	32
Accessories & Options	32
COUNTER TOP OVENS	36
Accessories & Options	44
Replacement Decks	45
IL FORNO & DECK OVENS	46
Special Orders & Accessories	60
Replacement Decks	61
IL FORNO CLASSICO PROGRAMS	60
EQUIPMENT STANDS & GAS CONNECTORS	62
SALES CENTERS	64
TERMS & CONDITIONS	inside front cover
FREIGHT & SHIPPING	inside front cover
RETURN POLICY	inside front cover
ORDERING GUIDE	inside front cover
CERTIFICATIONS	inside front cover
WARRANTIES & SERVICE	inside back cover



*Proud sister companies of  
Bakers Pride*

# INDEX

Model	Page	Model	Page	Model	Page	Model	Page	Model	Page	Model	Page
BCO-E-1	27	C-84GS	13	GDCO-E1	28	P-18S	37	XOB-212	3	101	54
BCO-E-2	27	D-125	56	GDCO-E2	28	P22-BL	38	XOB-424	3	102	54
BCO-G-1	27	D-250	56	GDCO-G1	28	P-22S	38	XOB-636	3	103	54
BCO-G-2	27	D-125-DSP	52	GDCO-G2	28	P24-BL	39	XOB-848	3	151	54
BK-18	39	D-250-DSP	52	GPBC	42	P-24S	39	XOB-212-SU	3	152	54
CBBQ-30-BI	23	DP-2	39	GP-51	43	P44-BL	38	XOB-424-SU	3	153	54
CBBQ-60-BI	23	DP2-BL	39	GP-52	43	P-44S	38	XOB-636-SU	3		
CBBQ-30S	22	DS-805	57	GP-61	43	P46-BL	40	XOB-848-SU	3	201	55
CBBQ-60S	22	DS-990	57	GP-62	43	P-46S	40	XSG-24	4	202	55
CBBQ-30S-P	22	DS805-DSP	53	GP-61HD	43	P48-BL	40	XSG-36	4	203	55
CBBQ-60S-P	22	DS990-DSP	53	GP-62HD	43	P-48S	40	XSG-48	4	251	55
CBBQ-30-S-CP	22	EB-2-2828	41	GS-805	57	PB-24	52	XSG-60	4	252	55
CBBQ-60-S-CP	22	EB-8-3836	58	GS-990	57	PB-24S	52	XSG-72	4	253	55
CH-6	16	EB-8-5736	59			PX-14	37	XTG-24	4		
CH-8	16	EP-2-2828	41	L-24R	10	PX-16	37	XTG-36	4	301	55
CH-10	16	EPBC	42	L-30R	10			XTG-48	4	302	55
CH-12	16	EP-8-3836	58	L-36R	10	SGC-75	63	XTG-60	4	303	55
CH-14	16	EP-8-5736	59	L-48R	10	SGC-100	63	XTG-72	4	351	55
CH-6J	18	ER-12-3836	58	L-60R	10			XX-4	5	352	55
CH-8J	18	ER-12-5736	59	L-72R	10	VHVA-1620-E1	33	XX-6	5	353	55
CH-10J	18	ES-3630	62	L-84R	10	VHVA-1620-E2	33	XX-8	5		
CH-12J	18	ES-3630C	62	L-24GS	11	VHVA-1620-E3	33	XX-10	5	401	55
CH-6GS	17	ES-4830	62	L-30GS	11	VHVA-1828-E1	34	XX-12	5	402	55
CH-8GS	17	ES-4830C	62	L-36GS	11	VHVA-1828-E2	34	XX4-GS	6	403	55
CH-10GS	17	ES-6030	62	L-48GS	11	VHVA-1828-E3	34	XX-6-GS	6	451	55
CH-12GS	17	ES-6030C	62	L-60GS	11	VH-1828-G1	35	XX-8-GS	6	452	55
CH-14GS	17	ES-7230	62	L-72GS	11	VH-1828-G2	35	XX-10-GS	6	453	55
COC-E	26	ES-7230C	62	L-84GS	11	VH-1828-G3	35	XX-12GS	6		
CO11-E	29	FC-516	49					XXE-4	7	3151	54
CO11-G	29	FC-616	49	MGC-75	63	XMG-24	4	XXE-6	7	3152	54
CS-3030	62	FC-816	49	MGC-100	63	XMG-36	4	XXE-8	7	3153	54
CS-3030C	62	F-24R	14	MSC011-G	30	XMG-48	4	XXE-10	7		
C-24R	12	F-30R	14	MSC011-E	30	XMG-60	4			4151	54
C-30R	12	F-36R	14			XMG-72	4	Y-600	57	4152	54
C-36R	12	F-48R	14					Y-602	57	4153	54
C-48R	12	F-60R	14					Y-800	57		
C-60R	12	F-72R	14					Y-802	57		
C-72R	12	F-84R	14					Y-600DSP	53		
C-84R	12	F-24GS	15					Y-602DSP	53		
C-24GS	13	F-30GS	15					Y-800DSP	53		
C-30GS	13	F-36GS	15					Y-802DSP	53		
C-36GS	13	F-48GS	15								
C-48GS	13	F-60GS	15								
C-60GS	13	F-72GS	15								
C-72GS	13	F-84GS	15								



60 Years  
of  
Excellence

BAKERS PRIDE was founded in The Bronx, New York in the mid 1940's, and initiated one of the most dramatic innovations in the history of American cuisine by inventing the modern production pizza oven.

Today, BAKERS PRIDE is world renowned for high quality commercial

baking, cooking, broiling, as well as pizza equipment.

We provide a wide selection of quality deck ovens, counter top ovens, conveyor ovens, convection ovens, char broilers, griddles and cooking equipment to meet the need of the foodservice industry, world wide.



Customer  
Focused

BAKERS PRIDE is a customer focused organization striving for business and individual performance excellence, valuing trust, honesty, respect, empowerment, innovation, and dedication, in and from all, demonstrated each and every day by

our words and actions in a challenging and fun environment.



Our  
Mission

*Customers are our driving force.* We will partner with our customers to understand their business and develop innovative solutions to meet their commercial foodservice equipment needs worldwide.

*Associates are our differentiating resource.* We will hire and promote the best people. We are committed to educate and train our Associates to achieve their fullest potential.

*Products are our lifeblood.* We will relentlessly pursue new product

development, product enhancements and new technologies.

*Quality is our commitment.* We will pursue world-class quality in everything we do.

*Our organization is a reflection of our beliefs.* We will respect our customers, associates, community, and stakeholders through the consistent application of our core values



Our  
Distribution  
Policy

BAKERS PRIDE awards dealerships to Foodservice dealers who maintain a commercial showroom and/or an engineering department, a warehouse and provide value added services to end-users.

BAKERS PRIDE is committed to work in partnership with Foodservice dealers who actively and consistently promote our products to end users. We will support our dealers with sales and product manuals, promotional literature, catalogs, POS materials, and sales leads which will be provided to the dealer of customer preference.

BAKERS PRIDE requires the approval of the Vice President of Sales & Marketing prior to establishing a new dealer.

We will always maintain confidentiality of sensitive information provided by our dealers.

We will actively promote our products to end-users, specifiers, and chain accounts. We will not sell to wholesale clubs for resale to end-users. We are committed to sell Foodservice chain accounts through dealers whenever possible.

BAKERS PRIDE is committed to the distribution of replacement parts through traditional channels and Factory Authorized Service Centers.

We will not sell equipment to service agents. We do not allow sales representatives to take title of equipment.

## X COOKLINE SERIES

### X COOKLINE SERIES COUNTER TOP RANGES, GRIDDLES & CHAR BROILERS

# X CookLine SERIES



Our world-renown XX-Series Char Broilers have finally met their match!

Designed and engineered to complete the cookline, choose one or mix and match our new XG Series heavy-duty countertop griddles, our new XOB Series open burner countertop ranges and the industry's standard in heavy-duty countertop char broilers, the XX and XX-GS Series.

Standard features include the heaviest, hand-welded construction in the industry, all stainless steel grease pans and high performance, high BTUH burners.

With a working height of only 13 1/4", the X Series cookline is ideal for use on under counter refrigerated bases or countertops.

The XG griddles are available in six sizes from 24" to 72" and three control options: manual, thermostatic and snap-action, while the XX Series char broilers are available in stainless steel or cast iron radiant or GLO-Stone models.

X Series Open Burner ranges feature 30,000 BTUH per burner and are available in flat surfaces or step-up models for saute cooking.

All feature 3/4" NPT rear gas connections, natural or LP gas.

# X CookLine SERIES



XOB-848

## X COOKLINE GRIDDLES

### XOB SERIES COUNTER TOP RANGES

The XOB open burner countertop ranges are built extra tough to meet the demands of the busiest kitchens.

Standard features include heavy-duty, hand-welded construction, 30,000 BTUH cast iron burners, exceptionally heavy, individual cast iron top grates, durable stainless steel exteriors and stainless steel drip pans.

The XOB countertop ranges are available in 2, 4, 6 or 8-burner models with standard flat surfaces or step-up models for saute, and at only 13 1/4" tall, are the perfect compliment of our XX series char broilers and XG series heavy duty griddles.

## COUNTER TOP RANGES

Accessories & Options page 8

Model	Range Top Area		# of Burners	Overall Dimension*		Ship Wt.		Gas	List Price US\$
	in.	mm.		in.	mm.	lbs.	kilos	BTUH	
XOB - 212	12 x 28 1/2	305 x 724	2	12x30 1/4x13 1/4	305x768x337	250	114	60,000	\$ 1,530
XOB - 424	24x 28 1/2	610 x 724	4	24x30 1/4x13 1/4	610x768x337	320	145	120,000	\$ 2,125
XOB - 636	36 x 28 1/2	914 x 724	6	36x30 1/4x13 1/4	914x768x337	400	182	180,000	\$ 2,605
XOB - 848	48 x 28 1/2	1219 x 724	8	48x30 1/4x13 1/4	1219x768x337	540	245	240,000	\$ 3,020



\* Height of cooking surface includes 4" (102mm) standard legs — Dimensions nominal Shipping Class #85

# X CookLine SERIES



XOB-424-SU

## Accessories & Options page 8 COUNTER TOP RANGES

Model	Range Top Area		# of Burners	Overall Dimension*		Ship Wt.		Gas	List Price US\$
	in.	mm.		in.	mm.	lbs.	kilos	BTUH	
XOB - 212 - SU	12 x 28 1/2	305 x 724	2	12x30 1/4x13 1/4	305x768x337	250	114	60,000	\$ 1,685
XOB - 424 - SU	24x 28 1/2	610 x 724	4	24x30 1/4x13 1/4	610x768x337	320	145	120,000	\$ 2,345
XOB - 636 - SU	36 x 28 1/2	914 x 724	6	36x30 1/4x13 1/4	914x768x337	400	182	180,000	\$ 2,845
XOB - 848 - SU	48 x 28 1/2	1219 x 724	8	48x30 1/4x13 1/4	1219x768x337	540	245	240,000	\$ 3,335



\* Height of cooking surface includes 4" (102mm) standard legs — Dimensions nominal  
\*Rear burners are 16 3/4" (425mm) tall  
Shipping Class #85



XSG-36

### XG SERIES

#### LOW PROFILE COUNTER TOP GRIDDLES

The new XG series griddles are available with your choice of 3 types of controls — manual, thermostatic or snap-action — for maximum precision and control. Standard features include 1" thick griddle plate, all stainless steel exterior, stainless steel grease pans, stainless steel splash guards, hand-welded construction, and 30,000 BTUH burners for quick pre-heat and recovery. The XG series counter top griddles are available in 5 sizes starting at 24" up to 72", in one foot increments. The XG series countertop griddles are the perfect compliment to our XX char broilers and XOB open burner counter top ranges.

### MANUAL CONTROLS



Accessories & Options page 8

Model	Grilling Area		Overall Dimension*		Ship Wt.		Controls	Gas BTUH	List Price US\$
	in.	mm.	in.	mm.	lbs.	kilos			
XMG - 24	23 <sup>7</sup> / <sub>8</sub> x24	606x610	24x30 <sup>5</sup> / <sub>8</sub> x13 <sup>1</sup> / <sub>4</sub>	610x776x337	290	132	manual	60,000	\$ 2,295
XMG - 36	35 <sup>7</sup> / <sub>8</sub> x24	911x610	36x30 <sup>5</sup> / <sub>8</sub> x13 <sup>1</sup> / <sub>4</sub>	914x776x337	430	195	manual	90,000	\$ 2,960
XMG - 48	47 <sup>7</sup> / <sub>8</sub> x24	1216x610	48x30 <sup>5</sup> / <sub>8</sub> x13 <sup>1</sup> / <sub>4</sub>	1219x776x337	520	236	manual	120,000	\$ 3,780
XMG - 60	59 <sup>7</sup> / <sub>8</sub> x24	1521x610	60x30 <sup>5</sup> / <sub>8</sub> x13 <sup>1</sup> / <sub>4</sub>	1524x776x337	710	323	manual	150,000	\$ 4,720
XMG - 72	71 <sup>7</sup> / <sub>8</sub> x24	1826x610	72x30 <sup>5</sup> / <sub>8</sub> x13 <sup>1</sup> / <sub>4</sub>	1829x776x337	860	391	manual	180,000	\$ 5,880

### THERMOSTATIC CONTROLS



Accessories & Options page 8

Model	Grilling Area		Overall Dimension*		Ship Wt.		Controls	Gas BTUH	List Price US\$
	in.	mm.	in.	mm.	lbs.	kilos			
XTG - 24	23 <sup>7</sup> / <sub>8</sub> x24	606x610	24x30 <sup>5</sup> / <sub>8</sub> x13 <sup>1</sup> / <sub>4</sub>	610x776x337	290	132	thermostatic	60,000	\$ 3,160
XTG - 36	35 <sup>7</sup> / <sub>8</sub> x24	911x610	36x30 <sup>5</sup> / <sub>8</sub> x13 <sup>1</sup> / <sub>4</sub>	914x776x337	430	195	thermostatic	90,000	\$ 4,080
XTG - 48	47 <sup>7</sup> / <sub>8</sub> x24	1216x610	48x30 <sup>5</sup> / <sub>8</sub> x13 <sup>1</sup> / <sub>4</sub>	1219x776x337	520	236	thermostatic	120,000	\$ 5,260
XTG - 60	59 <sup>7</sup> / <sub>8</sub> x24	1521x610	60x30 <sup>5</sup> / <sub>8</sub> x13 <sup>1</sup> / <sub>4</sub>	1524x776x337	710	323	thermostatic	150,000	\$ 6,520
XTG - 72	71 <sup>7</sup> / <sub>8</sub> x24	1826x610	72x30 <sup>5</sup> / <sub>8</sub> x13 <sup>1</sup> / <sub>4</sub>	1829x776x337	860	391	thermostatic	180,000	\$ 7,780

### SNAP ACTION CONTROLS



Accessories & Options page 8

Model	Grilling Area		Overall Dimension*		Ship Wt.		Controls	Gas		List Price US\$
	in.	mm.	in.	mm.	lbs.	kilos		BTUH	Volts	
XSG - 24	23 <sup>7</sup> / <sub>8</sub> x24	606x610	24x30 <sup>5</sup> / <sub>8</sub> x13 <sup>1</sup> / <sub>4</sub>	610x776x337	290	132	snap action	60,000	120	\$ 4,400
XSG - 36	35 <sup>7</sup> / <sub>8</sub> x24	911x610	36x30 <sup>5</sup> / <sub>8</sub> x13 <sup>1</sup> / <sub>4</sub>	914x776x337	430	195	snap action	90,000	120	\$ 5,480
XSG - 48	47 <sup>7</sup> / <sub>8</sub> x24	1216x610	48x30 <sup>5</sup> / <sub>8</sub> x13 <sup>1</sup> / <sub>4</sub>	1219x776x337	520	236	snap action	120,000	120	\$ 6,860
XSG - 60	59 <sup>7</sup> / <sub>8</sub> x24	1521x610	60x30 <sup>5</sup> / <sub>8</sub> x13 <sup>1</sup> / <sub>4</sub>	1524x776x337	710	323	snap action	150,000	120	\$ 8,160
XSG - 72	71 <sup>7</sup> / <sub>8</sub> x24	1826x610	72x30 <sup>5</sup> / <sub>8</sub> x13 <sup>1</sup> / <sub>4</sub>	1829x776x337	860	391	snap action	180,000	120	\$ 9,230



\* Height of grilling surface includes 4" (102mm) standard legs — Dimensions nominal  
Shipping Class #85



**XX-10**  
with optional condiment rail

## XX SERIES COUNTER TOP CHAR BROILERS

The XX Series gas radiant char broilers are designed for heavy duty charcoal style broiling without the use of coal or ceramic stones.

They feature heavy duty, hand welded unitized construction, high input 18,000 BTUH clog proof burners located every 4 7/8" for maximum performance, stainless steel or cast iron radiants and heat deflectors as well as adjustable top grates for maximum flexibility & temperature control. Durable stainless steel exteriors and stainless steel water pans are standard.

### XX SERIES Grate Guide on Page 19

Model	Broiling Area		# Top Grates	# of Burners	Overall Dimension*		Ship Wt.		Gas		List Price US\$
	in.	mm.			in.	mm.	lbs.	kilos	BTUH	KW	
XX - 4	21x24	533x610	4	4	26 <sup>1</sup> / <sub>4</sub> x30 x13 <sup>1</sup> / <sub>4</sub>	667x762x337	250	114	72,000	21.09	\$ 3,895
XX - 6	31 <sup>1</sup> / <sub>2</sub> x24	800x610	6	6	36 <sup>3</sup> / <sub>4</sub> x30x13 <sup>1</sup> / <sub>4</sub>	933x762x337	355	161	108,000	31.64	\$ 4,935
XX - 8	42x24	1067x610	8	8	47 <sup>3</sup> / <sub>4</sub> x30x13 <sup>1</sup> / <sub>4</sub>	1213x762x337	435	198	144,000	42.19	\$ 6,170
XX - 10	52 <sup>1</sup> / <sub>2</sub> x24	1334x610	10	10	58 <sup>1</sup> / <sub>4</sub> x30x13 <sup>1</sup> / <sub>4</sub>	1480x762x337	515	234	180,000	52.74	\$ 7,790
XX - 12	63x24	1550x610	12	12	68x30x13 <sup>1</sup> / <sub>4</sub>	1772x762x337	595	270	216,000	63.27	\$ 9,675



\*Height includes 4" (102 mm) standard legs — Dimensions nominal  
Shipping Class #85

### ACCESSORIES & OPTIONS — XX SERIES Accessories & Grate Guide on Pages 19 through 21

Model	S/S Stand	S/S Stand with Casters	Set of Steel Burners	Additional Set Steel Burners	Cast Iron Burners in Lieu of steel	Additional Set Cast Iron Burners	Set S/S Radiants	Additional Set S/S Radiants	Cast Iron Radiants in Lieu of S/S	Additional Set Cast Iron Radiants	S/S Splash Guard
XX - 4	\$ 1020	\$ 1475	standard	\$ 340	\$ 220	\$ 560	standard	\$ 180	\$ 80	\$ 260	\$ 420
XX - 6	\$ 1090	\$ 1550	standard	\$ 510	\$ 330	\$ 840	standard	\$ 270	\$ 120	\$ 390	\$ 435
XX - 8	\$ 1210	\$ 1670	standard	\$ 680	\$ 440	\$ 1120	standard	\$ 360	\$ 160	\$ 520	\$ 495
XX - 10	\$ 1340	\$ 1800	standard	\$ 850	\$ 550	\$ 1400	standard	\$ 450	\$ 200	\$ 650	\$ 550
XX - 12	\$ 1495	\$ 1950	standard	\$ 1020	\$ 660	\$ 1680	standard	\$ 540	\$ 240	\$ 780	\$ 610

Model	S/S Work Deck	Richlite Work Deck	Pan Cut Outs Each	*Overhead Back Shelves	Condiment Rail	Smoke Assist Base	Natural Wood Smoke Chip Drawers Each	Log Holders Each
XX - 4	\$ 510	\$ 630	\$ 135	\$ 605	\$ 400	\$ 1650	\$ 330 ( 2 max)	\$ 325
XX - 6	\$ 550	\$ 745	\$ 135	\$ 850	\$ 450	\$ 1975	\$ 330 ( 4 max)	\$ 325
XX - 8	\$ 675	\$ 840	\$ 135	\$ 1095	\$ 500	\$ 2250	\$ 330 ( 6 max)	\$ 325
XX - 10	\$ 735	\$ 920	\$ 135	\$ 1200	\$ 550	\$ 2400	\$ 330 ( 8 max)	\$ 325
XX - 12	\$ 795	\$ 1000	\$ 135	\$ 1315	\$ 600	\$ 2650	\$ 330 (10 max)	\$ 325

Some options are only valid when ordered and shipped with unit  
Natural wood chip drawers and log holders must be used with smoke assist base

\* Overhead back shelves include additional grates

## CHAR BROILERS

GLO-STONES

### XX-GS SERIES COUNTER TOP CHAR BROILERS

The new XX-GS Series gas char broilers feature all the benefits of the standard XX Series but with additional flame-flare for a richer flavor profile.

They feature heavy duty, hand welded unitized construction, high input 18,000 BTUH clog proof burners located every 4 7/8" for maximum performance, adjustable top grates for maximum flexibility & temperature control. Durable stainless steel exteriors and stainless steel water pans are standard.

Natural or LP gas.



XX-4GS with Optional Splash Guard

X Cookline  
SERIES

NOW  
AVAILABLE  
WITH  
GLO-STONES

Grate Guide on Page 19

G XX-GS SERIES

Model	Broiling Area		# Top Grates	# of Burners	Overall Dimension*		Ship Wt.		Gas		List Price US\$
	in.	mm.			in.	mm.	lbs.	kilos	BTUH	KW	
XX - 4GS	21x24	533x610	4	4	26 1/4x30 x13 1/4	667x762x337	270	123	72,000	21.09	\$ 4,115
XX - 6GS	31 1/2x24	800x610	6	6	36 3/4x30x13 1/4	933x762x337	380	173	108,000	31.64	\$ 5,250
XX - 8GS	42x24	1067x610	8	8	47 3/4x30x13 1/4	1213x762x337	465	211	144,000	42.19	\$ 6,550
XX - 10GS	52 1/2x24	1334x610	10	10	58 1/4x30x13 1/4	1480x762x337	550	250	180,000	52.74	\$ 8,220
XX - 12GS	63x24	1550x610	12	12	68x30x13 1/4	1772x762x337	635	289	216,000	63.27	\$ 10,180



\*Height includes 4" (102 mm) standard legs — Dimensions nominal  
Shipping Class #85  
XX-GS not available with CE

### ACCESSORIES & OPTIONS — XX SERIES

Accessories & Grate Guide on Pages 19 through 21

Model	S/S Stand	S/S Stand with Casters	Set of Steel Burners	Additional Set Steel Burners	Cast Iron Burners in Lieu of steel	Additional Set Cast Iron Burners	S/S Splash Guard	S/S Work Deck	Richlite Work Deck	Pan Cut Outs Each	*Overhead Back Shelves
XX - 4	\$ 1020	\$ 1475	standard	\$ 340	\$ 220	\$ 560	\$ 420	\$ 510	\$ 630	\$ 135	\$ 605
XX - 6	\$ 1090	\$ 1550	standard	\$ 510	\$ 330	\$ 840	\$ 435	\$ 550	\$ 745	\$ 135	\$ 850
XX - 8	\$ 1210	\$ 1670	standard	\$ 680	\$ 440	\$ 1120	\$ 495	\$ 675	\$ 840	\$ 135	\$ 1095
XX - 10	\$ 1340	\$ 1800	standard	\$ 850	\$ 550	\$ 1400	\$ 550	\$ 735	\$ 920	\$ 135	\$ 1200
XX - 12	\$ 1495	\$ 1950	standard	\$ 1020	\$ 660	\$ 1680	\$ 610	\$ 795	\$ 1000	\$ 135	\$ 1315

Model	Condiment Rail	Smoke Assist Base	Natural Wood Smoke Chip Drawers Each	Log Holders Each
XX - 4	\$ 400	\$ 1650	\$ 330 ( 2 max)	\$ 325
XX - 6	\$ 450	\$ 1975	\$ 330 ( 4 max)	\$ 325
XX - 8	\$ 500	\$ 2250	\$ 330 ( 6 max)	\$ 325
XX - 10	\$ 550	\$ 2400	\$ 330 ( 8 max)	\$ 325
XX - 12	\$ 600	\$ 2650	\$ 330 (10 max)	\$ 325

Some options are only valid when ordered and shipped with unit  
Natural wood chip drawers and log holders must be used with smoke assist base

\* Overhead back shelves include additional grates

**FOR EXPORT ONLY**



## CHAR BROILERS



**XXE-4**  
with optional splash guard

### XXE SERIES EXTRA HIGH PERFORMANCE COUNTER TOP RADIANT CHAR BROILERS

Designed and manufactured like our renowned XX Series, the XXE Series have the added features of extra high performance 20,000 BTUH burners for higher temperatures, quicker recovery and increased production, and flame failure safety pilots for an added measure of safety.

Natural gas only.

Fabricated of heavy duty plate steel and hand welded to form a single piece unitized body, the XX and XXE Series are built rugged to handle the stresses of high temperatures and high volume operations, while the stainless steel exteriors and stainless steel water pans provide exceptional appearance and ease of cleaning.

## XXE SERIES Grate Guide on Page 19

Model	Broiling Area		# Top Grates	# of Burners	Overall Dimension*		Ship Wt.		Gas		CE List Price US\$
	in.	mm.			in.	mm.	lbs.	kilos	BTUH	Kilowatts	
XXE - 4	21x24	533x610	4	4	26 <sup>1</sup> / <sub>4</sub> x30 x15 <sup>3</sup> / <sub>4</sub>	667x762x400	378	171	80,000	23.44	\$ 4,315
XXE - 6	31 <sup>1</sup> / <sub>2</sub> x24	800x610	6	6	36 <sup>3</sup> / <sub>4</sub> x30x15 <sup>3</sup> / <sub>4</sub>	933x762x400	496	225	120,000	35.16	\$ 5,570
XXE - 8	42x24	1067x610	8	8	47 <sup>3</sup> / <sub>4</sub> x30x15 <sup>3</sup> / <sub>4</sub>	1213x762x400	608	276	160,000	46.88	\$ 7,010
XXE - 10	52 <sup>1</sup> / <sub>2</sub> x24	1334x610	10	10	58 <sup>1</sup> / <sub>4</sub> x30x15 <sup>3</sup> / <sub>4</sub>	1480x762x400	800	363	200,000	58.60	\$ 8,840



\*Height includes 4" (102 mm) standard legs — Dimensions nominal  
Shipping Class #85

## ACCESSORIES & OPTIONS — XXE SERIES Accessories & Grate Guide on Pages 19 through 21

Model	S/S Stand	S/S Stand with Casters	Set of Steel Burners	Additional Set of Steel Burners	Set of S/S Radiants	Additional Set of S/S Radiants	Cast Iron Radiants in Lieu of S/S	Additional Set of Cast Iron Radiants	S/S Splash Guard	S/S Work Deck	Richlite Work Deck
XXE - 4	\$ 1020	\$ 1475	standard	\$ 340	standard	\$ 180	\$ 80	\$ 260	\$ 420	\$ 510	\$ 630
XXE - 6	\$ 1090	\$ 1550	standard	\$ 510	standard	\$ 270	\$ 120	\$ 390	\$ 435	\$ 550	\$ 745
XXE - 8	\$ 1210	\$ 1670	standard	\$ 680	standard	\$ 360	\$ 160	\$ 520	\$ 495	\$ 675	\$ 840
XXE - 10	\$ 1340	\$ 1800	standard	\$ 850	standard	\$ 450	\$ 200	\$ 650	\$ 550	\$ 735	\$ 920

Model	Per Cut-Out in S/S Work Deck	Flame Failure Safety Pilots	*Overhead Back Shelves	Condiment Rail
XXE - 4	\$ 135	standard	\$ 605	\$ 400
XXE - 6	\$ 135	standard	\$ 850	\$ 450
XXE - 8	\$ 135	standard	\$ 1095	\$ 500
XXE - 10	\$ 135	standard	\$ 1200	\$ 550

Some options are only valid when ordered and shipped with unit  
NOTE: Cast Iron burner is not available on CE Models  
NOTE: XXE Models are 2 5/8" taller than standard XX Models

\* New overhead back shelves include additional grates

## X COOKLINE SERIES



### ACCESSORIES & OPTIONS — X COOKLINE OPEN BURNER RANGES & GRIDDLES

Model	S/S Stand	S/S Stand with Casters	S/S Work Deck	Richlite Work Deck	Pan Cut Outs Each	Grooved Surface Per 12" Increments	Condiment Rails
<b>OPEN BURNER RANGES</b>							
XOB - 212	\$ 1020	\$ 1020	\$ 450	\$ 560	\$ 135	—	\$ 350
XOB - 424	\$ 1020	\$ 1020	\$ 510	\$ 630	\$ 135	—	\$ 400
XOB - 636	\$ 1090	\$ 1550	\$ 550	\$ 745	\$ 135	—	\$ 450
XOB - 848	\$ 1210	\$ 1670	\$ 675	\$ 840	\$ 135	—	\$ 500
<b>GRIDDLES</b>							
XG - 24	\$ 1020	\$ 1020	\$ 510	\$ 630	\$ 135	\$ 800	\$ 400
XG - 36	\$ 1090	\$ 1550	\$ 550	\$ 745	\$ 135	\$ 800	\$ 450
XG - 48	\$ 1210	\$ 1670	\$ 675	\$ 840	\$ 135	\$ 800	\$ 500
XG - 60	\$ 1340	\$ 1800	\$ 735	\$ 920	\$ 135	\$ 800	\$ 550
XG - 72	\$ 1495	\$ 1950	\$ 795	\$ 1000	\$ 135	\$ 800	\$ 600

### ACCESSORIES & OPTIONS — XX SERIES

*Accessories & Grate Guide on Pages 19 through 21*

Model	S/S Stand	S/S Stand with Casters	Set of Steel Burners	Additional Set Steel Burners	Cast Iron Burners in Lieu of steel	Additional Set Cast Iron Burners	Set S/S Radiants	Additional Set S/S Radiants	Cast Iron Radiants in Lieu of S/S	Additional Set Cast Iron Radiants	S/S Splash Guard
XX - 4	\$ 1020	\$ 1475	standard	\$ 340	\$ 220	\$ 560	standard	\$ 180	\$ 80	\$ 260	\$ 420
XX - 6	\$ 1090	\$ 1550	standard	\$ 510	\$ 330	\$ 840	standard	\$ 270	\$ 120	\$ 390	\$ 435
XX - 8	\$ 1210	\$ 1670	standard	\$ 680	\$ 440	\$ 1120	standard	\$ 360	\$ 160	\$ 520	\$ 495
XX - 10	\$ 1340	\$ 1800	standard	\$ 850	\$ 550	\$ 1400	standard	\$ 450	\$ 200	\$ 650	\$ 550
XX - 12	\$ 1495	\$ 1950	standard	\$ 1020	\$ 660	\$ 1680	standard	\$ 540	\$ 240	\$ 780	\$ 610

Model	S/S Work Deck	Richlite Work Deck	Pan Cut Outs Each	*Overhead Back Shelves	Condiment Rail
XX - 4	\$ 510	\$ 630	\$ 135	\$ 605	\$ 400
XX - 6	\$ 550	\$ 745	\$ 135	\$ 850	\$ 450
XX - 8	\$ 675	\$ 840	\$ 135	\$ 1095	\$ 500
XX - 10	\$ 735	\$ 920	\$ 135	\$ 1200	\$ 550
XX - 12	\$ 795	\$ 1000	\$ 135	\$ 1315	\$ 600

*Some options are only valid when ordered and shipped with unit*

*\* Overhead back shelves include additional grates*



#### ALL STAINLESS SERIES

- Cast iron or stainless radiants & Glo-Stones easily interchangeable
- High performance burners spaced every 4" for faster pre-heat, quicker recovery & consistent surface temperatures
- Double-walled, heavy duty steel construction
- New 180° burner valves provide greater temperature control
- Easy-Lite/Always-Lit crossover pilot tube
- All stainless work decks & slide-out water/grease pans

#### XX SERIES

- Heavy plate steel, hand welded to form a single piece, unitized body for strength, durability & long life
- All stainless exterior shell with unique air blanket for ventilation & cooler outer temperatures
- High input & energy efficient burners with optional flame failure safety pilots
- 24" Deep broiling surface, with an exceptionally low profile ideal for use on refrigerated cabinets
- Variety of grate types & three separate tilting positions



#### CH SERIES

- Designed for high volume broiling & constructed of extra heavy duty 1/2" and 1/4" hand-welded plate steel & angle iron
- Expansive grilling areas up to 80" wide and extra deep 24" broiling surface
- Standard features include an 8" deep, 1/4" thick lintel plate, front mounted grease trough with stainless steel slide-out water/grease pans & a variety of grates
- The CHJ "Cajun" broilers feature rear-hinged, tilting grates, heat shield & extra deep 4" stainless water pans, stainless sides, cast iron radiants & more!

## CHAR BROILERS



### L-R SERIES LOW PROFILE

#### COUNTER TOP RADIANT CHAR BROILERS

The L-R Series low profile gas counter top radiant char broilers feature high efficiency 15,000 BTUH burners located every 4" for higher temperatures and maximum production. Stainless steel or optional cast iron radiant heat deflectors provide consistent cooking temperatures and can be easily converted for use with Glo-Stones. Standard cross-over pilot tube system provides additional safety, energy savings and front heat.

The low profile design and fully insulated double-walled construction is ideal for use on refrigerated cabinets and the all stainless steel front, top, back and sides provide attractive styling, durability and ease of cleaning. Stainless steel water and grease pans are standard. May be used with or without 4" legs (included).

Floating rod grates may be adjusted in four separate tilting positions for maximum flexibility while a variety of grate types are optional at N/C and may be mixed and matched. Flame failure safety pilots are optional, for export only.



L-24R

**Only 13 1/2" from Base to Front Broiling Surface**

Grate Guide on Page 19 G **L-R SERIES**

Model	Replaces	Broiling Area		# Top Grates	# of Burners	Overall Dimension*		Ship Wt.		Gas		List Price US\$	
		in.	mm.			in.	mm.	lbs.	kilos	BTUH	Kilowatts	18,000 BTUH per burner	15,000 BTUH per burner
L - 24R	LCB - 24R	21x24	534x610	4	5	24x33x18	610x838x457	240	109	75,000	21.98	\$ 3,675	\$ 3,465
L - 30R	LCB - 30R	27x24	686x610	5	6	30x33x18	762x838x457	290	132	90,000	26.37	\$ 4,345	\$ 4,095
L - 36R	LCB - 36R	33x24	838x610	6	8	36x33x18	915x838x457	340	155	120,000	35.16	\$ 4,850	\$ 4,515
L - 48R	LCB - 48R	45x24	1143x610	8	11	48x33x18	1219x838x457	400	182	165,000	48.35	\$ 6,025	\$ 5,565
L - 60R	LCB - 60R	57x24	1448x610	10	14	60x33x18	1524x838x457	530	241	210,000	61.53	\$ 7,100	\$ 6,510
L - 72R	LCB - 72R	69x24	1753x610	12	17	72x33x18	1829x838x457	660	300	255,000	74.72	\$ 7,960	\$ 7,245
L - 84R	—	81x24	2057x610	14	20	84x33x18	2134x838x457	790	359	300,000	87.90	\$ 8,820	\$ 7,980



\* Depth includes 6" stainless work deck — \* Height overall in rear without legs — Dimensions nominal  
\* Other lengths available by special order  
Shipping Class #70

**ACCESSORIES & OPTIONS — L-R SERIES** Accessories & Grate Guide on Pages 19 through 21

Model	S/S Stand	S/S Stand with Casters	Overhead Back Shelves	Additional Set of Steel Burners	Additional Set of S/S Radiants	Cast Iron Radiants in lieu of S/S	Additional Set of Cast Iron Radiants	S/S Splash Guards	Work Decks			Pan Cut Outs Each	Condiment Rail	Natural Woodsmoke Chip Drawers*(ea)
									6" S/S	10" S/S	12" S/S			
L - 24R	\$ 1020	\$ 1475	\$ 605	\$ 425	\$ 225	\$ 100	\$ 325	\$ 420	standard	\$ 510	\$ 525	\$ 135	\$ 400	\$ 330 (3 max)
L - 30R	\$ 1020	\$ 1475	\$ 725	\$ 510	\$ 270	\$ 120	\$ 390	\$ 430	standard	\$ 535	\$ 560	\$ 135	\$ 425	\$ 330 (4 max)
L - 36R	\$ 1090	\$ 1550	\$ 850	\$ 680	\$ 360	\$ 160	\$ 520	\$ 435	standard	\$ 560	\$ 630	\$ 135	\$ 450	\$ 330 (5 max)
L - 48R	\$ 1210	\$ 1670	\$ 1095	\$ 935	\$ 495	\$ 220	\$ 715	\$ 495	standard	\$ 615	\$ 735	\$ 135	\$ 500	\$ 330 (6 max)
L - 60R	\$ 1340	\$ 1800	\$ 1200	\$ 1190	\$ 630	\$ 280	\$ 910	\$ 550	standard	\$ 735	\$ 840	\$ 135	\$ 550	\$ 330 (8 max)
L - 72R	\$ 1495	\$ 1950	\$ 1315	\$ 1445	\$ 765	\$ 340	\$ 1105	\$ 610	standard	\$ 780	\$ 895	\$ 135	\$ 600	\$ 330 (10 max)
L - 84R	—	—	\$ 1425	\$ 1700	\$ 900	\$ 400	\$ 1300	\$ 660	standard	\$ 840	\$ 945	\$ 135	\$ 650	\$ 330 (12 max)

Some options are only valid when ordered and shipped with unit  
May be used with or without 4" legs (included)

10" or 12" Deep work decks required for pan cut-outs



CHAR BROILERS

L-GS SERIES

LOW PROFILE

COUNTER TOP GLO-STONE CHAR BROILERS



L-24GS

Stainless Steel Work Decks Standard

The L-GS Series low profile gas counter top Glo-Stone char broilers feature high efficiency 15,000 BTUH burners located every 4" for higher temperatures and maximum production. Non porous Glo-Stones provide high heat and flame flare and can easily be converted for use with radiants. Standard pilot cross-over tube system provides additional safety, energy savings and front heat.

The low profile design and fully insulated double-walled construction is ideal for use on refrigerated cabinets and the all stainless steel front, top, back and sides provide attractive styling, durability and ease of cleaning. Stainless steel water and grease pans are standard. May be used with or without 4" legs (included).

Floating rod grates may be adjusted in four separate tilting positions for maximum flexibility while a variety of grate types are optional and may be mixed and matched. Flame failure safety pilots are optional for export only.

L-GS SERIES Grate Guide on Page 19

Model	Replaces	Broiling Area		# Top Grates	# of Burners	Overall Dimension*		Ship Wt.		Gas		List Price US\$	
		in.	mm.			in.	mm.	lbs.	kilos	BTUH	Kilowatts	18,000 BTUH per burner	15,000 BTUH per burner
L-24GS	LCB - 24GS	21x24	534x610	4	5	24x33x18	610x838x457	260	118	75,000	21.98	\$ 3,875	\$ 3,665
L-30GS	LCB - 30GS	27x24	686x610	5	6	30x33x18	762x838x457	315	143	90,000	26.37	\$ 4,545	\$ 4,295
L-36GS	LCB - 36GS	33x24	838x610	6	8	36x33x18	915x838x457	370	168	120,000	35.16	\$ 5,155	\$ 4,820
L-48GS	LCB - 48GS	45x24	1143x610	8	11	48x33x18	1219x838x457	440	200	165,000	48.35	\$ 6,300	\$ 5,840
L-60GS	LCB - 60GS	57x24	1448x610	10	14	60x33x18	1524x838x457	620	282	210,000	61.53	\$ 7,510	\$ 6,920
L-72GS	LCB - 72GS	69x24	1753x610	12	17	72x33x18	1829x838x457	770	350	255,000	74.72	\$ 8,370	\$ 7,655
L-84GS	—	81x24	2057x610	14	20	84x33x18	2134x838x457	920	418	300,000	87.90	\$ 9,230	\$ 8,390



\* Depth includes 6" stainless work deck — \* Height overall in rear without legs — Dimensions nominal  
\* Other lengths available by special order  
Shipping Class #70

ACCESSORIES & OPTIONS — L-GS SERIES Accessories & Grate Guide on Pages 19 through 21

Model	S/S Stand	S/S Stand with Casters	Set of Steel Burners	Additional Set of Steel Burners	Set of S/S Radiants	Overhead Back Shelves	S/S Splash Guards	Work Decks			Pan Cut Outs Each	Condiment Rail	Natural Woodsmoke Chip Drawers*(ea)
								6" S/S	10" S/S	12" S/S			
L - 24GS	\$ 1020	\$ 1475	standard	\$ 425	\$ 225	\$ 605	\$ 420	standard	\$ 510	\$ 525	\$ 135	\$ 400	\$ 330 (3 max)
L - 30GS	\$ 1020	\$ 1475	standard	\$ 510	\$ 270	\$ 725	\$ 430	standard	\$ 535	\$ 560	\$ 135	\$ 425	\$ 330 (4 max)
L - 36GS	\$ 1090	\$ 1550	standard	\$ 680	\$ 360	\$ 850	\$ 435	standard	\$ 560	\$ 630	\$ 135	\$ 450	\$ 330 (5 max)
L - 48GS	\$ 1210	\$ 1670	standard	\$ 935	\$ 495	\$ 1095	\$ 495	standard	\$ 615	\$ 735	\$ 135	\$ 500	\$ 330 (6 max)
L - 60GS	\$ 1340	\$ 1800	standard	\$ 1190	\$ 630	\$ 1200	\$ 550	standard	\$ 735	\$ 840	\$ 135	\$ 550	\$ 330 (8 max)
L - 72GS	\$ 1495	\$ 1950	standard	\$ 1445	\$ 765	\$ 1315	\$ 610	standard	\$ 780	\$ 895	\$ 135	\$ 600	\$ 330 (10 max)
L - 84GS	—	—	standard	\$ 1700	\$ 900	\$ 1425	\$ 660	standard	\$ 840	\$ 945	\$ 135	\$ 650	\$ 330 (12 max)

Some options are only valid when ordered and shipped with unit  
May be used with or without 4" legs (included)

10" or 12" Deep work decks required for pan cut-outs

## CHAR BROILERS



### C-R SERIES

#### STANDARD PROFILE

#### COUNTER TOP RADIANT CHAR BROILERS

The C-R Series gas counter top radiant char broilers feature fully insulated double walled construction, all stainless steel front, top, back and sides and individual, removable, steel, floating rod grates which may be adjusted in any combination of four separate positions. A variety of grate types are optional at N/C and may be mixed and matched. High efficiency 15,000 BTUH burners are located every 4" for higher temperatures and maximum production. C-R Series can be easily converted for use with Glo-Stones in lieu of radiants. Slide-out warming rack, adjustable lower broiler, or natural woodsmoke assist are optional. 3 1/4" deep stainless steel grease and water pans are standard. Flame failure safety pilots available for export only.



**C-48R**  
shown without standard belly bar

**CROSS-OVER  
PILOT TUBE  
NOW  
STANDARD!**

Grate Guide on Page 19 **G** C-R SERIES

Model	Replaces	Broiling Area		# Top Grates	# of Burners	Overall Dimension*		Ship Wt.		Gas		List Price US\$	
		in.	mm.			in.	mm.	lbs.	kilos	BTUH	Kilowatts	18,000 BTUH per burner	15,000 BTUH per burner
C - 24R	CTB - 24R	21x24	534x610	4	5	24x33x22	610x838x559	260	118	75,000	21.98	\$ 3,990	\$ 3,865
C - 30R	CTB - 30R	27x24	686x610	5	6	30x33x22	762x838x559	330	150	90,000	26.37	\$ 4,725	\$ 4,475
C - 36R	CTB - 36R	33x24	838x610	6	8	36x33x22	915x838x559	400	182	120,000	35.16	\$ 5,315	\$ 4,980
C - 48R	CTB - 48R	45x24	1143x610	8	11	48x33x22	1219x838x559	440	200	165,000	48.35	\$ 6,510	\$ 6,050
C - 60R	CTB - 60R	57x24	1448x610	10	14	60x33x22	1524x838x559	585	266	210,000	61.53	\$ 7,740	\$ 7,150
C - 72R	CTB - 72R	69x24	1753x610	12	17	72x33x22	1829x838x559	830	377	255,000	74.72	\$ 8,655	\$ 7,940
C - 84R	—	81x24	2057x610	14	20	84x33x22	2134x838x559	1175	534	300,000	87.90	\$ 9,335	\$ 8,695

\* Depth includes 6" stainless work deck — \* Height overall in rear without legs — Dimensions nominal — \* Other lengths available by special order Shipping Class #70

**ACCESSORIES & OPTIONS — C-R SERIES** Accessories & Grate Guide on Pages 19 through 21

Model	Set of Steel Burners	Additional Set of Steel Burners	Set of S/S Radiants	Additional Set of S/S Radiants	Cast Iron Radiants in lieu of S/S	Additional Set of Cast Iron Radiants	S/S Splash Guard	Work Decks			Pan Cut Outs Each
								6" S/S	10" S/S	12" S/S	
C - 24R	standard	\$ 425	standard	\$ 225	\$ 100	\$ 325	\$ 420	standard	\$ 510	\$ 525	\$ 135
C - 30R	standard	\$ 510	standard	\$ 270	\$ 120	\$ 390	\$ 430	standard	\$ 535	\$ 560	\$ 135
C - 36R	standard	\$ 680	standard	\$ 360	\$ 160	\$ 520	\$ 435	standard	\$ 560	\$ 630	\$ 135
C - 48R	standard	\$ 935	standard	\$ 495	\$ 220	\$ 715	\$ 495	standard	\$ 615	\$ 735	\$ 135
C - 60R	standard	\$ 1190	standard	\$ 630	\$ 280	\$ 910	\$ 550	standard	\$ 735	\$ 840	\$ 135
C - 72R	standard	\$ 1445	standard	\$ 765	\$ 340	\$ 1105	\$ 610	standard	\$ 780	\$ 895	\$ 135
C - 84R	standard	\$ 1700	standard	\$ 900	\$ 400	\$ 1300	\$ 660	standard	\$ 840	\$ 945	\$ 135

Model	Warming Racks	Natural Woodsmoke Chip Drawers*(ea)	Log Holders Each	Overhead Back Shelf	Condiment Rail	Lower Adjustable Broiler (ea)
C - 24R	\$ 315	\$ 330 (3 max)	\$ 325	\$ 605	\$ 400	\$ 1685 (1 max)
C - 30R	\$ 365	\$ 330 (4 max)	\$ 325	\$ 725	\$ 425	\$ 1685 (1 max)
C - 36R	\$ 470	\$ 330 (5 max)	\$ 325	\$ 850	\$ 450	\$ 1685 (1 max)
C - 48R	\$ 630	\$ 330 (6 max)	\$ 325	\$ 1095	\$ 500	\$ 1685 (2 max)
C - 60R	\$ 775	\$ 330 (8 max)	\$ 325	\$ 1200	\$ 550	\$ 1685 (2 max)
C - 72R	\$ 945	\$ 330 (10 max)	\$ 325	\$ 1315	\$ 600	\$ 1685 (2 max)
C - 84R	\$ 1100	\$ 330 (12 max)	\$ 325	\$ 1425	\$ 650	\$ 1685 (2 max)

\* Chip Drawers must be used with warming rack - sold separately  
Some options are only valid when ordered and shipped with unit  
May be used with our without 4" legs (included) 10" or 12" Deep work decks required for pan cut-outs  
Overhead back shelves include additional grates



**C-48GS**  
shown without standard belly bar

Mix & Match  
Top Grates  
No Charge

### C-GS SERIES

#### STANDARD PROFILE

#### COUNTER TOP GLO-STONE CHAR BROILERS

The C-GS Series gas counter top radiant char broilers feature fully insulated double walled construction, all stainless steel front, top, back and sides and individual, removable, steel, floating rod grates which may be adjusted in any combination of four separate positions. A variety of grate types are optional and may be mixed and matched. High efficiency 15,000 BTUH burners are located every 4" for higher temperatures and maximum production. Exclusive, non-porous Glo-Stones provide high heat and flame flare and can easily be converted for use with radiants, adjustable lower broiler, or natural woodsmoke assist are optional. 3 1/4" deep stainless steel grease and water pans are standard. Flame failure safety pilots available for export only.

### C-GS SERIES



Grate Guide on Page 19

Model	Model	Broiling Area		# Top Grates	# of Burners	Overall Dimension*		Ship Wt.		Gas		List Price US\$	
		in.	mm.			in.	mm.	lbs.	kilos	BTUH	Kilowatts	18,000 BTUH per burner	15,000 BTUH per burner
C-24GS	CTB-24GS	21x24	534x610	4	5	24x33x22	610x838x559	290	132	75,000	21.98	\$ 4,200	\$ 3,990
C-30GS	CTB-30GS	27x24	686x610	5	6	30x33x22	762x838x559	355	162	90,000	26.37	\$ 4,960	\$ 4,705
C-36GS	CTB-36GS	33x24	838x610	6	8	36x33x22	915x838x559	410	187	120,000	35.16	\$ 5,565	\$ 5,230
C-48GS	CTB-48GS	45x24	1143x610	8	11	48x33x22	1219x838x559	500	227	165,000	48.35	\$ 6,860	\$ 6,395
C-60GS	CTB-60GS	57x24	1448x610	10	14	60x33x22	1524x838x559	720	328	210,000	61.53	\$ 8,110	\$ 7,520
C-72GS	CTB-72GS	69x24	1753x610	12	17	72x33x22	1829x838x559	870	396	255,000	74.72	\$ 9,020	\$ 8,305
C-84GS	—	81x24	2057x610	14	20	84x33x22	2134x838x559	1225	557	300,000	87.90	\$ 10,165	\$ 9,325



\* Depth includes 6" stainless work deck — \* Height overall in rear without legs — Dimensions nominal — \* Other lengths available by special order Shipping Class #70

### ACCESSORIES & OPTIONS — C-GS SERIES

Accessories & Grate Guide on Pages 19 through 21

Model	Set of Steel Burners	Additional Set of Steel Burners	Set of S/S Radiants	S/S Splash Guards	Work Decks			Pan Cut Outs Each	Warming Racks	Natural Woodsmoke Chip Drawers* Each Drawer
					6" S/S	10" S/S	12" S/S			
C-24GS	standard	\$ 425	\$ 225	\$ 420	standard	\$ 510	\$ 525	\$ 135	\$ 315	\$ 330 (3 max)
C-30GS	standard	\$ 510	\$ 270	\$ 430	standard	\$ 535	\$ 560	\$ 135	\$ 365	\$ 330 (4 max)
C-36GS	standard	\$ 680	\$ 360	\$ 435	standard	\$ 560	\$ 630	\$ 135	\$ 470	\$ 330 (5 max)
C-48GS	standard	\$ 935	\$ 495	\$ 495	standard	\$ 615	\$ 735	\$ 135	\$ 630	\$ 330 (6 max)
C-60GS	standard	\$ 1190	\$ 630	\$ 550	standard	\$ 735	\$ 840	\$ 135	\$ 775	\$ 330 (8 max)
C-72GS	standard	\$ 1445	\$ 765	\$ 610	standard	\$ 780	\$ 895	\$ 135	\$ 945	\$ 330 (10 max)
C-84GS	standard	\$ 1700	\$ 900	\$ 660	standard	\$ 840	\$ 945	\$ 135	\$ 1100	\$ 330 (12max)

Model	Log Holders Each	Overhead Back Shelf	Condiment Rail	Lower Adjustable Broiler each
C-24GS	\$ 325	\$ 605	\$ 400	\$ 1685 (1 max)
C-30GS	\$ 325	\$ 725	\$ 425	\$ 1685 (1 max)
C-36GS	\$ 325	\$ 850	\$ 450	\$ 1685 (1 max)
C-48GS	\$ 325	\$ 1095	\$ 500	\$ 1685 (2 max)
C-60GS	\$ 325	\$ 1200	\$ 550	\$ 1685 (2 max)
C-72GS	\$ 325	\$ 1315	\$ 600	\$ 1685 (2 max)
C-84GS	\$ 325	\$ 1425	\$ 650	\$ 1685 (2 max)

\* Chip Drawers must be used with warming rack - sold separately  
Some options are only valid when ordered and shipped with unit  
May be used with our without 4" legs (included)

10" or 12" Deep work decks required for pan cut-outs  
Overhead back shelves include additional grates

**CHAR BROILERS**



**F-R SERIES**

**FLOOR MODEL RADIANT CHAR BROILER  
with BUILT-IN CABINET BASE**

The F-R Series gas floor model char broilers feature a built-in cabinet base, double walled, fully insulated construction. Front, top, sides, and back are all stainless steel. Individual, removable steel floating rod grates may be adjusted in any combination of four separate tilting positions. A variety of grate tops are optional at N/C and may be mixed and matched. High efficiency, 15,000 BTUH burners are located every 4" for higher temperatures and maximum production. The F-R Series broilers are available with stainless steel or cast iron radiants or may be easily converted for use with Glo-Stones in lieu of radiants. Slide out warming racks, adjustable lower broiler and natural woodsmoke assist are among the many available options. 3 1/4" deep stainless steel grease and water pans are standard. Flame failure safety pilots for export only.



**3 1/4" Deep  
Stainless Steel  
Water Pans  
Now Standard**

**F-60R**  
with optional extra-deep workdeck,  
pan cut outs and casters

Grate Guide on Page 19 **F-R SERIES**

Model	Replaces	Broiling Area		# Top Grates	# of Burners	Overall Dimension*		Ship Wt.		Gas		List Price US\$	
		in.	mm.			in.	mm.	lbs.	kilos	BTUH	Kilowatts	18,000 BTUH per burner	15,000 BTUH per burner
F-24R	FLB - 24R	21x24	534x610	4	5	24x33x42	610x838x1066	320	146	75,000	21.98	\$ 4,705	\$ 4,495
F-30R	FLB - 30R	27x24	686x610	5	6	30x33x42	762x838x1066	380	173	90,000	26.37	\$ 5,565	\$ 5,315
F-36R	FLB - 36R	33x24	838x610	6	8	36x33x42	915x838x1066	460	209	120,000	35.16	\$ 6,205	\$ 5,870
F-48R	FLB - 48R	45x24	1143x610	8	11	48x33x42	1219x838x1066	696	316	165,000	48.35	\$ 7,625	\$ 7,160
F-60R	FLB - 60R	57x24	1448x610	10	14	60x33x42	1524x838x1066	770	350	210,000	61.53	\$ 9,115	\$ 8,525
F-72R	FLB - 72R	69x24	1753x610	12	17	72x33x42	1829x838x1066	960	437	255,000	74.72	\$ 10,100	\$ 9,390
F-84R	—	81x24	2057x610	14	20	84x33x42	2134x838x1066	1150	523	300,000	87.90	\$ 11,140	\$ 10,300



\* Depth includes 6" stainless work deck — \* Height includes 6" (152mm) adjustable legs — Dimensions nominal  
\* Other lengths available by special order — Shipping Class #70

**ACCESSORIES & OPTIONS — F-R SERIES** Accessories & Grate Guide on Pages 19 through 21

Model	Set of 4 Casters	Set of Steel Burners	Additional Set of Steel Burners	Set of S/S Radiants	Additional Set of S/S Radiants	Cast Iron Radiants in lieu of S/S	Additional Set of Cast Iron Radiants	S/S Splash Guard	Work Decks			Pan Cut Outs Each
									6" S/S	10" S/S	12" S/S	
F - 24R	\$ 310	standard	\$ 425	standard	\$ 225	\$ 100	\$ 325	\$ 420	standard	\$ 510	\$ 525	\$ 135
F - 30R	\$ 310	standard	\$ 510	standard	\$ 270	\$ 120	\$ 390	\$ 430	standard	\$ 535	\$ 560	\$ 135
F - 36R	\$ 310	standard	\$ 680	standard	\$ 360	\$ 160	\$ 520	\$ 435	standard	\$ 560	\$ 630	\$ 135
F - 48R	\$ 310	standard	\$ 935	standard	\$ 495	\$ 220	\$ 715	\$ 495	standard	\$ 615	\$ 735	\$ 135
F - 60R	\$ 310	standard	\$ 1190	standard	\$ 630	\$ 280	\$ 910	\$ 550	standard	\$ 735	\$ 840	\$ 135
F - 72R	\$ 310	standard	\$ 1445	standard	\$ 765	\$ 340	\$ 1105	\$ 610	standard	\$ 780	\$ 895	\$ 135
F - 84R	\$ 310	standard	\$ 1700	standard	\$ 900	\$ 400	\$ 1300	\$ 660	standard	\$ 840	\$ 945	\$ 135

Model	Warming Racks	Natural Woodsmoke Chip Drawers* (ea)	Log Holders Each	Overhead Back Shelf	Condiment Rail	Lower Adjustable Broiler each
F - 24R	\$ 315	\$ 330 (3 max)	\$ 325	\$ 605	\$ 400	\$ 1685 (1 max)
F - 30R	\$ 365	\$ 330 (4 max)	\$ 325	\$ 725	\$ 425	\$ 1685 (1 max)
F - 36R	\$ 470	\$ 330 (5 max)	\$ 325	\$ 850	\$ 450	\$ 1685 (1 max)
F - 48R	\$ 630	\$ 330 (6 max)	\$ 325	\$ 1095	\$ 500	\$ 1685 (2 max)
F - 60R	\$ 775	\$ 330 (8 max)	\$ 325	\$ 1200	\$ 550	\$ 1685 (2 max)
F - 72R	\$ 945	\$ 330 (10 max)	\$ 325	\$ 1315	\$ 600	\$ 1685 (2 max)
F - 84R	\$ 1100	\$ 330 (12 max)	\$ 325	\$ 1425	\$ 650	\$ 1685 (2 max)

\* Chip Drawers must be used with warming rack - sold separately  
Some options are only valid when ordered and shipped with unit

10" or 12" Deep work decks required for pan cut-outs  
Overhead back shelves include additional grates



## CHAR BROILERS



**EASILY CONVERTED TO RADIANT!**

**F-60GS**  
with optional extra-deep work deck, pan cut outs and casters

### F-GS SERIES FLOOR MODEL GLO-STONE CHAR BROILER with BUILT-IN CABINET BASE

The F-GS Series gas floor model char broilers feature a built-in cabinet base, double walled, fully insulated construction. Front, top, sides, and back are all stainless steel. Individual, removable steel floating rod grates may be adjusted in any combination of four separate tilting positions. A variety of grate tops are optional and may be mixed and matched. High efficiency, 15,000 BTUH burners are located every 4" for higher temperatures and maximum production. Exclusive non-porous, Glo-Stones provide high heat and flame flare and can be easily converted for use with radiants. Slide out warming racks and natural wood-smoke essence drawers are among the many available options. 3 1/4" deep stainless steel grease and water pans are standard. Flame failure safety pilots for export only.

### F-GS SERIES



Grate Guide on Page 19

Model	Replaces	Broiling Area		# Top Grates	# of Burners	Overall Dimension*		Ship Wt.		Gas		List Price US\$	
		in.	mm.			in.	mm.	lbs.	kilos	BTUH	Kilowatts	18,000 BTUH per burner	15,000 BTUH per burner
F-24GS	FLB-24GS	21x24	534x610	4	5	24x33x42	610x838x1066	340	155	75,000	21.98	\$ 4,925	\$ 4,715
F-30GS	FLB-30GS	27x24	686x610	5	6	30x33x42	762x838x1066	405	184	90,000	26.37	\$ 5,820	\$ 5,565
F-36GS	FLB-36GS	33x24	838x610	6	8	36x33x42	915x838x1066	490	223	120,000	35.16	\$ 6,520	\$ 6,185
F-48GS	FLB-48GS	45x24	1143x610	8	11	48x33x42	1219x838x1066	600	273	165,000	48.35	\$ 7,800	\$ 7,340
F-60GS	FLB-60GS	57x24	1448x610	10	14	60x33x42	1524x838x1066	830	378	210,000	61.53	\$ 9,500	\$ 8,915
F-72GS	FLB-72GS	69x24	1753x610	12	17	72x33x42	1829x838x1066	1030	468	255,000	74.72	\$ 10,595	\$ 9,880
F-84GS	—	81x24	2057x610	14	20	84x33x42	2134x838x1066	1200	545	300,000	87.90	\$ 11,720	\$ 10,880



\* Depth includes 6" stainless work deck — \* Height includes 6" (152mm) adjustable legs — Dimensions nominal  
\* Other lengths available by special order — Shipping Class #85

### ACCESSORIES & OPTIONS — F-GS SERIES

Accessories & Grate Guide on Pages 19 through 21

Model	Set of 4 Casters	Set of Steel Burners	Additional Set of Steel Burners	Set of S/S Radiants	Glo Stones in lieu of S/S	Glo Stones Conversion Kit	S/S Splash Guard	Work Decks			Pan Cut Outs Each
								6" S/S	10" S/S	12" S/S	
F - 24GS	\$ 310	standard	\$ 425	\$ 225	standard	standard	\$ 420	standard	\$ 510	\$ 525	\$ 135
F - 30GS	\$ 310	standard	\$ 510	\$ 270	standard	standard	\$ 430	standard	\$ 535	\$ 560	\$ 135
F - 36GS	\$ 310	standard	\$ 680	\$ 360	standard	standard	\$ 435	standard	\$ 560	\$ 630	\$ 135
F - 48GS	\$ 310	standard	\$ 935	\$ 495	standard	standard	\$ 495	standard	\$ 615	\$ 735	\$ 135
F - 60GS	\$ 310	standard	\$ 1190	\$ 630	standard	standard	\$ 550	standard	\$ 735	\$ 840	\$ 135
F - 72GS	\$ 310	standard	\$ 1445	\$ 765	standard	standard	\$ 610	standard	\$ 780	\$ 895	\$ 135
F - 84GS	\$ 310	standard	\$ 1700	\$ 900	standard	standard	\$ 660	standard	\$ 840	\$ 945	\$ 135

Model	Warming Racks	Natural Woods smoke Chip Drawers* (ea)	Log Holders Each	Overhead Back Shelf	Condiment Rail	Lower Adjustable Broiler each
F - 24GS	\$ 315	\$ 330 (3 max)	\$ 325	\$ 605	\$ 400	\$ 1685 (1 max)
F - 30GS	\$ 365	\$ 330 (4 max)	\$ 325	\$ 725	\$ 425	\$ 1685 (1 max)
F - 36GS	\$ 470	\$ 330 (5 max)	\$ 325	\$ 850	\$ 450	\$ 1685 (1 max)
F - 48GS	\$ 630	\$ 330 (6 max)	\$ 325	\$ 1095	\$ 500	\$ 1685 (2 max)
F - 60GS	\$ 775	\$ 330 (8 max)	\$ 325	\$ 1200	\$ 550	\$ 1685 (2 max)
F - 72GS	\$ 945	\$ 330 (10 max)	\$ 325	\$ 1315	\$ 600	\$ 1685 (2 max)
F - 84GS	\$ 1100	\$ 330 (12 max)	\$ 325	\$ 1425	\$ 650	\$ 1685 (2 max)

\* Chip Drawers must be used with warming rack - sold separately  
Some options are only valid when ordered and shipped with unit

10" or 12" Deep work decks required for pan cut-outs  
Overhead back shelves include additional grates

CHAR BROILERS

CH SERIES  
EXTRA HEAVY DUTY  
RADIANT CHAR BROILERS

The CH Series gas radiant char broilers are designed for high volume broiling and are constructed of extra heavy duty 1/2" and 1/4" hand welded steel plate, 18,000 BTUH burners are located every 4 7/8" for maximum production while heavy duty stainless or optional cast iron deflectors ensure even surface temperatures. 1" NPT rear gas connection now standard. Natural or LP gas.

8" Deep, 1/4" thick steel lintel plate, and 2" deep stainless steel grease and water pans are standard.

CH broilers may be easily built-in with stone, brick or masonry for exhibition kitchens.



CH-6  
with optional legs & casters,  
plate shelf and work deck

Grate Guide on Page 19

G CH SERIES

Model	Broiling Area		# Top Grates	# of Burners	Overall Dimension*		Ship Wt.		Gas		List Price US\$
	in.	mm.			in.	mm.	lbs.	kilos	BTUH	KW	
CH - 6	31 1/2x24	800x610	6	6	33 3/8x36 1/4x40	846x921x1016	570	259	108,000	31.64	\$ 6,755
CH - 8	42x24	1067x610	8	8	44x36 1/4x40	1118x921x1016	660	300	144,000	42.19	\$ 8,540
CH - 10	52 1/2x24	1334x610	10	10	54 5/8x36 1/4x40	1387x921x1016	960	436	180,000	52.74	\$ 10,790
CH - 12	63x24	1600x610	12	12	65 1/4x36 1/4x40	1657x921x1016	1070	487	216,000	63.28	\$ 13,170
CH - 14	73 1/2x24	1867x610	14	14	75 7/8x36 1/4x40	1926x921x1016	1200	545	252,000	73.83	\$ 15,065



\*Height includes 12" (305 mm) optional legs — Dimensions nominal  
Shipping Class #70

ACCESSORIES & OPTIONS — CH SERIES

Accessories & Grate Guide on Pages 19 through 21

Model	Leg Set of 4	Legs with Casters	Set of Steel Burners	Additional Set of Steel Burners	Cast Iron Burners in lieu of steel	Additional Set Cast Iron Burners	Set of S/S Radiants	Additional Set of S/S Radiants	Cast Iron Radiants in lieu of S/S	Additional Set Cast Iron Radiants	S/S Splash Guard
CH - 6	\$ 785	\$ 1180	standard	\$ 510	\$ 330	\$ 840	standard	\$ 270	\$ 120	\$ 390	\$ 435
CH - 8	\$ 785	\$ 1180	standard	\$ 680	\$ 440	\$ 1120	standard	\$ 360	\$ 160	\$ 520	\$ 495
CH - 10	\$ 785	\$ 1180	standard	\$ 850	\$ 550	\$ 1400	standard	\$ 450	\$ 200	\$ 650	\$ 550
CH - 12	\$ 785	\$ 1180	standard	\$ 1020	\$ 660	\$ 1680	standard	\$ 540	\$ 240	\$ 780	\$ 610
CH - 14	\$ 785	\$ 1180	standard	\$ 1190	\$ 770	\$ 1960	standard	\$ 630	\$ 280	\$ 910	\$ 660

Model	S/S Heat Shields	Plate Shelf w S/S Work Deck	Plate Shelf w Richlite Work Deck	Per Cut-Out in S/S Work Deck	Log Holders Each	*Overhead Back Shelves	S/S Side Panels each side	4" Deep Water Pans in Lieu of 2"
CH - 6	\$ 285	\$ 910	\$ 1050	\$ 135	\$ 325	\$ 750	\$ 200	\$ 200
CH - 8	\$ 350	\$ 1115	\$ 1250	\$ 135	\$ 325	\$ 875	\$ 200	\$ 260
CH - 10	\$ 450	\$ 1290	\$ 1540	\$ 135	\$ 325	\$ 1050	\$ 200	\$ 320
CH - 12	\$ 550	\$ 1500	\$ 1710	\$ 135	\$ 325	\$ 1200	\$ 200	\$ 380
CH - 14	\$ 625	\$ 1610	\$ 1800	\$ 135	\$ 325	\$ 1350	\$ 200	\$ 440

Some options are only valid when ordered and shipped with unit

\*Overhead back shelves include additional grates



**CH-6GS**  
with optional legs & casters,  
plate shelf and work deck

## CHAR BROILERS

### CH-GS SERIES EXTRA HEAVY DUTY GLO STONE CHAR BROILERS

The CH Series gas radiant char broilers are designed for high volume broiling and are constructed of extra heavy duty 1/2" and 1/4" hand welded steel plate, 18,000 BTUH burners are located every 4 7/8" for maximum production. Non porous Glo stones provide flame flare for exhibition cooking and a richer flavor profile. 1" NPT rear gas connection now standard. Natural or LP gas.

8" Deep, 1/4" thick steel lintel plate, and 2" deep stainless steel grease and water pans are standard.

CH broilers may be easily built-in with stone, brick or masonry for exhibition kitchens.

CH SERIES												Grate Guide on Page 19
Model	Broiling Area		# Top Grates	# of Burners	Overall Dimension*		Ship Wt.		Gas		List Price US\$	
	in.	mm.			in.	mm.	lbs.	kilos	BTUH	KW		
CH-6GS	31 1/2x24	800x610	6	6	33 3/8x36 1/4x40	846x921x1016	570	259	108,000	31.64	\$ 7,010	
CH-8GS	42x24	1067x610	8	8	44x36 1/4x40	1118x921x1016	660	300	144,000	42.19	\$ 9,010	
CH-10GS	52 1/2x24	1334x610	10	10	54 5/8x36 1/4x40	1387x921x1016	960	436	180,000	52.74	\$ 11,380	
CH-12GS	63x24	1600x610	12	12	65 1/4x36 1/4x40	1657x921x1016	1070	487	216,000	63.28	\$ 13,895	
CH-14GS	73 1/2x24	1867x610	14	14	75 7/8x36 1/4x40	1926x921x1016	1200	545	252,000	73.83	\$ 15,915	



\*Height includes 12" (305 mm) optional legs — Dimensions nominal  
Shipping Class #70

ACCESSORIES & OPTIONS — CH SERIES												Accessories & Grate Guide on Pages 19 through 21
Model	Leg Set of 4	Legs with Casters	Set of Steel Burners	Additional Set of Steel Burners	Cast Iron Burners in lieu of steel	Additional Set Cast Iron Burners	Set of S/S Radiants	Additional Set of S/S Radiants	Cast Iron Radiants in lieu of S/S	Additional Set Cast Iron Radiants	S/S Splash Guard	
CH-6GS	\$ 785	\$ 1180	standard	\$ 510	\$ 330	\$ 840	standard	\$ 270	\$ 120	\$ 390	\$ 425	
CH-8GS	\$ 785	\$ 1180	standard	\$ 680	\$ 440	\$ 1120	standard	\$ 360	\$ 160	\$ 520	\$ 495	
CH-10GS	\$ 785	\$ 1180	standard	\$ 850	\$ 550	\$ 1400	standard	\$ 450	\$ 200	\$ 650	\$ 550	
CH-12GS	\$ 785	\$ 1180	standard	\$ 1020	\$ 660	\$ 1680	standard	\$ 540	\$ 240	\$ 780	\$ 610	
CH-14GS	\$ 785	\$ 1180	standard	\$ 1190	\$ 770	\$ 1960	standard	\$ 630	\$ 280	\$ 910	\$ 660	

Model	S/S Heat Shields	Plate Shelf w S/S Work Deck	Plate Shelf w Richlite Work Deck	Per Cut-Out in S/S Work Deck	Log Holders Each	*Overhead Back Shelves	S/S Side Panels each side	4" Deep Water Pans in Lieu of 2"
CH-6GS	\$ 285	\$ 910	\$ 1050	\$ 135	\$ 325	\$ 750	\$ 200	\$ 200
CH-8GS	\$ 350	\$ 1115	\$ 1250	\$ 135	\$ 325	\$ 815	\$ 200	\$ 260
CH-10GS	\$ 450	\$ 1290	\$ 1540	\$ 135	\$ 325	\$ 1050	\$ 200	\$ 320
CH-12GS	\$ 550	\$ 1500	\$ 1710	\$ 135	\$ 325	\$ 1200	\$ 200	\$ 380
CH-14GS	\$ 625	\$ 1610	\$ 1810	\$ 135	\$ 325	\$ 1350	\$ 200	\$ 440

Some options are only valid when ordered and shipped with unit

\*Overhead back shelves include additional grates

**CHAR BROILERS**

**CHJ SERIES**  
EXTRA HEAVY DUTY CAJUN STYLE  
RADIANT CHAR BROILERS

The CHJ Series gas radiant chicken char broilers feature the extra heavy duty construction of the CH Series with the additional features of hinged, tilting steel rod grates for easy clean-up and an extra deep stainless steel grease drawer. Side gas connections standard. Natural or LP gas.

Standard features include:

- Cast iron radiants
- Stainless steel side panels
- Back splash guard
- Stainless steel heat shield
- Legs with casters



CH6-J with standard heat shield

Cast iron burners are optional.

Grate Guide on Page 19 **CHJ SERIES**

Model	Broiling Area		# Top Grates	# of Burners	Overall Dimension*		Ship Wt.		Gas		List Price US\$
	in.	mm.			in.	mm.	lbs.	kilos	BTUH	KW	
<b>CH6-J</b>	31 1/2x24	800x610	2	6	36 1/2x36 1/4x40	927x921x1016	570	259	108,000	31.60	\$ 9,470
<b>CH8-J</b>	42x24	1067x610	2	8	47 1/8x36 1/4x40	1197x921x1016	660	300	144,000	42.20	\$ 11,555
<b>CH10-J</b>	52 1/2x24	1334x610	2	10	57 3/4x36 1/4x40	1467x921x1016	960	436	180,000	52.70	\$ 14,085
<b>CH12-J</b>	63x24	1600x610	2	12	68 1/4x36 1/4x40	1734x921x1016	1250	568	216,000	63.24	\$ 17,235



\*Height includes 12" (305 mm) optional legs — Dimensions nominal Shipping Class #70

**ACCESSORIES & OPTIONS — CHJ SERIES** Accessories & Grate Guide on Pages 19 through 21

Model	Legs	Legs with Casters	Set of Steel Burners	Additional Set of Steel Burners	Cast Iron Burners in Lieu of steel	Additional Set of Cast Iron Burners	Additional Set of S/S Radiants	Cast Iron Radiants in Lieu of S/S	Additional Set of Cast Iron Radiants	S/S Splash Guard
<b>CH6-J</b>	N/C	N/C	standard	\$ 510	\$ 330	\$ 840	\$ 270	standard	\$ 390	standard
<b>CH8-J</b>	N/C	N/C	standard	\$ 680	\$ 440	\$ 1120	\$ 360	standard	\$ 520	standard
<b>CH10-J</b>	N/C	N/C	standard	\$ 850	\$ 550	\$ 1400	\$ 450	standard	\$ 650	standard
<b>CH12-J</b>	N/C	N/C	standard	\$ 1020	\$ 660	\$ 1680	\$ 540	standard	\$ 780	standard

Model	4" S/S Water Pans	Heat Shields	Log Holders Each
<b>CH6-J</b>	standard	standard	\$ 325
<b>CH8-J</b>	standard	standard	\$ 325
<b>CH10-J</b>	standard	standard	\$ 325
<b>CH12-J</b>	standard	standard	\$ 325

Some options are only valid when ordered and shipped with unit



# CHAR BROILERS GRATE GUIDE

**GRATE GUIDE** — List prices per grate section — approximately 4 1/2" or 6"

Grate Type		L	C	F	XX	CH	CHJ	SGBR
Floating Rods	In lieu of Std Grates	standard	standard	standard	no charge	no charge	NA	NA
	Additional Grates	\$ 145	\$ 145	\$ 145	\$ 145	\$ 145	NA	NA
Flat / Cast Iron	In lieu of Std Grates	no charge	no charge	no charge	standard	standard	NA	no charge
	Additional Grates	\$ 145	\$ 145	\$ 145	\$ 145	\$ 145	NA	\$ 145
Meat	In lieu of Std Grates	no charge	no charge	no charge	no charge	no charge	NA	no charge
	Additional Grates	\$ 145	\$ 145	\$ 145	\$ 145	\$ 145	NA	\$ 145
Fish	In lieu of Std Grates	\$ 45	\$ 45	\$ 45	\$ 45	\$ 45	NA	NA
	Additional Grates	\$ 180	\$ 180	\$ 180	\$ 180	\$ 180	NA	NA
Hinged Tilting	In lieu of Std Grates	NA	NA	NA	NA	NA	standard	NA
	Additional Grates	NA	NA	NA	NA	NA	Priced by Model	NA
Fajita	In lieu of Std Grates	\$ 445	\$ 445	\$ 445	\$ 445	\$ 445	NA	\$ 445
	Additional Grates	\$ 555	\$ 555	\$ 555	\$ 555	\$ 555	NA	\$ 555
Griddle Plate Lift-Off - 10 1/2" Wide T1209U		\$ 325	\$ 325	\$ 325	\$ 325	\$ 325	\$ 325	\$ 325
Griddle Plate Lift-Off - 16" Wide T1020T		\$ 325	\$ 325	\$ 325	\$ 325	\$ 325	\$ 325	\$ 325
Griddle Plate In-Line - 10 1/2" Wide T1251T	In lieu of Std Grates	\$ 1150	\$ 1150	\$ 1150	\$ 1150	\$ 1150	NA	NA
	Additional Griddle	\$ 1400	\$ 1400	\$ 1400	\$ 1400	\$ 1400	NA	NA

Grates may be mixed and matched — All prices US\$ — Fajita grate list prices per every two broiler burners — approximately every 10 1/2"

 Floating Rods	 Flat / Cast Iron	 Meat	 Fish
 Fajita	 Glo-Stones	 Cast Iron Flat & Wavy \$ 110 T5041T Floating Rod & Meat \$ 130 G5221U GRATE LIFTERS	 \$ 55 T5017A SMALL BROILER BRUSH
		 \$ 55 T5108V SPATULA	 \$ 115 T5104V LARGE BROILER BRUSH

## CHAR BROILERS ACCESSORIES



### Lower Adjustable Broiler Rack



### Warming Racks



### Overhead Back Shelf




*PLEASE NOTE:  
Overhead Back Shelf  
and  
Splash Guards  
may not be used  
at the  
same time*

### Splash Guards



### Heat Shield



### Work Decks with Pan Cutouts





# CHAR BROILERS ACCESSORIES

**Stainless Steel Water Pans**  
— standard all models



**Plate Shelves**



**In-Line Griddle Plate**

**Condiment Rail**



**Griddle Plates - Lift-Off Type**



**Log Holders**



**New Wood Essence Boxes**



*Wood chip drawers require warming rack option*

## CHAR BROILERS

RADIANTS



### CBBQ ULTIMATE OUTDOOR CHAR BROILERS

The Ultimate Outdoor Char Broilers are designed for broiling, grilling, steaming, roasting and holding all in a single piece of equipment. Completely self-contained and transportable - they are ideal for use outdoors.

CBBQ Models feature 30" or 60" wide by 24" deep broiling areas for high production. All models come standard with an all stainless exterior, an 8" deep stainless steel work deck, stainless steel valve panel, heavy-duty, nickel-chrome plated top grates, and slide-out stainless steel water/grease pans. Standard crossover pilot tube system provides additional safety and energy savings. Mobile models include stainless steel stand, stainless steel legs and set of 4 casters.



**CBBQ-60S**

with optional 30" roll-top hood, 30" wind guard,  
30" in-line griddle and large stainless steel tank caddy with tanks

Natural or LP gas type.

BASE MODELS												CBBQ SERIES	
Model	Broiling Area		# Top Grates	# of Burners	Overall Dimension*		Ship Wt.		Gas		List Price US\$		
	in.	mm.			in.	mm.	lbs.	kilos	BTUH	Kilowatts			
<b>CBBQ-30S</b>	30x24	762x610	1	4	31x34x36	787x864x915	300	136	80,000	23.44	\$ 2,825		
<i>Includes 30" broiler, stainless steel stand with legs and casters and one side-mounted tank bracket for 20lb. L.P. tank</i>													
<b>CBBQ-60S</b>	60x24	1524x610	2	8	62x34x36	1575x864x915	500	227	160,000	46.88	\$ 4,210		
<i>Includes 60" broiler, stainless steel stand with legs and casters — tank(s) sold separately</i>													

PACKAGE											
Model	Broiling Area		# Top Grates	# of Burners	Overall Dimension*		Ship Wt.		Gas		List Price US\$
	in.	mm.			in.	mm.	lbs.	kilos	BTUH	Kilowatts	
<b>CBBQ-30S-P</b>	30x24	762x610	1	4	31x34x36	787x864x915	300	136	80,000	23.44	\$ 3,505
<i>Includes 30" broiler, stainless steel stand with legs and casters, single stainless steel tank caddy, one 40lb L.P. tank</i>											
<b>CBBQ-60S-P</b>	60x24	1524x610	2	8	62x34x36	1575x864x915	500	227	160,000	46.88	\$ 5,665
<i>Includes 60" broiler, stainless steel stand with legs and casters, double stainless steel tank caddy, two 40lb L.P. tanks</i>											

COMPLETE PACKAGE											
Model	Broiling Area		# Top Grates	# of Burners	Overall Dimension*		Ship Wt.		Gas		List Price US\$
	in.	mm.			in.	mm.	lbs.	kilos	BTUH	Kilowatts	
<b>CBBQ-30S-CP</b>	30x24	762x610	1	4	31x34x36	787x864x915	300	136	80,000	23.44	\$ 4,225
<i>Includes 30" broiler, stainless steel stand with legs and casters, single stainless steel tank caddy, one 40lb L.P. tank plus 30" smoke &amp; roast roll-top hood</i>											
<b>CBBQ-60S-CP</b>	60x24	1524x610	2	8	62x34x36	1575x864x915	500	227	160,000	46.88	\$ 7,125
<i>Includes 60" broiler, stainless steel stand with legs and casters, double stainless steel tank caddy, two 40lb L.P. tanks plus one 60" or two 30" smoke &amp; roast roll-top hoods</i>											



Natural gas models include regulator  
LP gas models include hoses & regulators  
\*Height includes legs — Dimensions nominal  
Shipping Class #70



## CBBQ CHAR BROILERS ACCESSORIES

### BUILT-IN MODELS

Model	Broiling Area		# Top Grates	# of Burners	Overall Dimension		Ship Wt.		Gas		List Price US\$
	in.	mm.			in.	mm.	lbs.	kilos	BTUH	Kilowatts	
<b>CBBQ-30BI</b>	30x24	762x610	1	4	31x34x16	787x864x406	200	91	80,000	23.44	\$ 2,825

Includes 30" broiler, front mounted stainless steel water pan and 30" smoke & roast roll-top hood

<b>CBBQ-60BI</b>	60x24	1524x610	2	8	62x34x16	1575x864x406	400	181	160,000	46.88	\$ 4,210
------------------	-------	----------	---	---	----------	--------------	-----	-----	---------	-------	----------

Includes 60" broiler, front mounted stainless steel water pans and either one 60" or two 30" smoke & roast roll-top hoods



Dimensions nominal  
Shipping Class #85

### Tank Caddys

Single tank caddy  
accommodates one 40lb  
L.P. tank

Double tank caddy  
accommodates two 40lb  
L.P. tanks

L.P. tanks include hoses  
and regulators

### Built-In — CBBQ-30BI



NOTE: Front mounted water/grease pan

### ACCESSORIES & OPTIONS — CBBQ SERIES

Other Options & Accessories shown on page 24

Model	Smoke & Roast Roll-Top Hoods		Richlite Cutting Board for Std. Front-Mtd Work Deck		Steamer System 15"	Full-Size Pan Set	Half-Size Pan Set	30" Wind/Splash Guard	60" Wind/Splash Guard	Work Deck Front Mtd	Work Deck Side Mtd	Work Deck Rear Mtd	Under Shelf
	30"	60"	30"	60"									
<b>CBBQ-30S</b>	\$ 760	—	\$ 230	—	\$ 200	\$ 260	\$ 300	\$ 170	—	standard	\$ 200	\$ 290	\$ 270
<b>CBBQ-60S</b>	\$ 760	\$ 950	—	\$ 360	\$ 200	\$ 260	\$ 300	\$ 170	\$ 240	standard	\$ 200	\$ 290	\$ 400

Model	Lift-Off Griddle 11" wide	30" In-Line* Griddle In lieu of Std Grates	Vinyl Cover	Propane Tanks - Each 40lb	S/S Tank Caddy		Additional 30" Top Grates	3-Channel Stabilizer Frame	Extra Heavy Duty Caster Set of 4
					Single	Double			
<b>CBBQ-30S</b>	\$ 325	\$ 830	\$ 290	\$ 320	\$ 660	—	\$ 120	\$ 320	\$ 790
<b>CBBQ-60S</b>	\$ 325	\$ 830	\$ 350	\$ 320	—	\$ 1190	\$ 120	standard	\$ 790


Some options are only valid when ordered and shipped with unit

Vinyl cover is designed for broilers with smoke & roast roll-top hoods and without optional side shelves

Steamer system pans sold separately

\* 30" In-line griddle plate P/N T1244U

Pilot Crossover System



Double Tank Caddy — casters included




Double Tank Caddy Installed



Steamer System



Vinyl Cover





## CONVECTION OVENS



Patented wheel-within-a-wheel enhanced air flow system

BAKERS PRIDE *Cyclone* series convection ovens provide the perfect combination of versatility, precision and productivity demanded by discriminating professional chefs and bakers the world over.

Greater flexibility, more standard features and unparalleled performance meet the challenges of menu variety, application diversity and operational requirements in today's competitive environment.

From gentle baking to high volume roasting and from cook and hold to large production a la carte cooking, BAKERS PRIDE convection ovens deliver consistent reliability and superior performance every time — time after time.

FEATURES & BENEFITS — <i>Cyclone</i> SERIES					
Features	BCO	GDCO	CO11	MSCO11	COC
<b>Stainless Exterior</b>	standard	standard	standard	standard	standard
<b>Doors</b>	independent	synchronized	synchronized	synchronized	single
<b>Glass Windows</b>	standard	standard	standard	optional n/c	standard
<b>Interior Lights</b>	standard	standard	standard	optional n/c	standard
<b>2-Speed Fan</b>	standard	standard	standard	standard	standard
<b>Cool-Down</b>	standard	standard	standard	standard	standard
<b>Electric Timer with Alarm</b>	standard	standard	standard	standard	standard
<b>Construction</b>	panelized	panelized	angle-iron frame	angle-iron frame	angle-iron frame
<b>Options &amp; Accessories</b>	limited	full-range	full-range	full-range	full-range
<b>Limited Warranty</b>	1-year parts & labor 1-year door	2-year parts & labor 2-year door	2-year parts & labor 5-year door	2-year parts & labor 5-year door	2-year parts & labor 2-year door



**Optional Rack Stand**  
includes rack guides, lower stainless steel shelf and mounting hardware — single decks only

## HALF SIZE CONVECTION OVENS

### COC-E SERIES

#### HALF SIZE ELECTRIC CONVECTION OVENS

Half-size, single and double, electric convection ovens with 9.5 KW per oven, and a patented two-speed, high-low wheel-within-a-wheel enhanced air flow system. Unique 23" wide opening for easy viewing and sideways loading of half size sheet pans.

Features include stainless steel front, top, sides and doors. Single, fully insulated door with double-pane thermal glass window. Lighted, porcelain enamel interiors have 11-position, removable rack guides and 5 racks. Standard rotary controls are simple to use and include cool down function and continuous-ring timer.

The Cyclones are serviceable from the front and offer a full range of options and accessories. Available with left-hand hinge/right side controls or right-hand hinge/left side controls. Specify when ordering.



CHOOSE  
LEFT OR RIGHT  
HINGE!

Model COC-E1



Accessories & Options on Page 31



COC-E SERIES

Model	Oven Interior		# of Ovens	Overall Dimension		Ship Wt.		Electrical		Thermostat Range		List Price US\$
	in.	mm.		in.	mm.	lbs.	kilos	Volts	KWatts	F°	C°	
COC-E1	23x15 <sup>5/8</sup> x20	584x397x508	1	31x29 <sup>1/2</sup> x25	787x737x635	300	136	208 or 220-240	9.5	150 550	66 285	\$ 5,475
COC-E2	23x15 <sup>5/8</sup> x20	584x397x508	2	31x29 <sup>1/2</sup> x50	787x737x1270	600	272	208 or 220-240	19.0	150 550	66 285	\$ 10,950



Double stack ovens include stacking kit  
Shipping class #85  
All dimensions nominal

## GAS & ELECTRIC CONVECTION OVENS



**Model BCO-G1**  
with optional casters



### BCO SERIES

#### FULL SIZE CONVECTION OVENS

##### BCO-G: FULL SIZE GAS CONVECTION OVENS

Full-size, single and double, gas convection ovens with super efficient 60,000 BTUH/HR per oven, two-speed, high-low fan with unique 900 RPM low speed setting and 4-second cycle hot surface ignition system.

##### BCO-E: FULL SIZE ELECTRIC CONVECTION OVENS

Full-size, single and double, electric convection ovens with 10.5 KW per oven, and a patented two-speed, high-low fan-within-a-fan enhanced air flow system powered by an energy saving 1/4 HP motor.

##### FEATURES:

Features include stainless steel front, top, sides and doors. Independent doors are fully-insulated and feature "Cool Touch" handles, stainless door seals and double-pane thermal glass windows. Lighted, porcelain enamel interiors have 11-position, removable rack guides and 5 racks. Standard rotary controls are simple to use and include cool down function and continuous-ring timer. Serviceable from the front. Legs included at N/C.

1-Year limited parts and labor warranty.

### BCO-G SERIES

Accessories & Options on Page 31

Model	Oven Interior		# of Ovens	Overall Dimension		Ship Wt.		Gas		Thermostat Range		List Price US\$
	in.	mm.		in.	mm.	lbs.	kilos	BTUH	KGC	F°	C°	
<b>BCO-G1</b>	29x22x20	737x559x508	1	39x39x63 <sup>3</sup> / <sub>8</sub>	991x991x1610	565	256	60,000	17.58	150 550	65 288	\$ 5,445
<b>BCO-G2</b>	29x22x20	737x559x508	2	39x39x72 <sup>1</sup> / <sub>4</sub>	991x991x1835	1130	514	120,000	35.16	150 550	65 288	\$ 10,890



Depth excludes handle

Double stack ovens include stacking kit

Shipping class #85

Height includes 31 3/8" painted legs with bullet feet on single & 8 1/4" stainless steel legs on double

All dimensions nominal

### BCO-E SERIES

Accessories & Options on Page 31

Model	Oven Interior		# of Ovens	Overall Dimension		Ship Wt.		Electrical		Thermostat Range		List Price US\$
	in.	mm.		in.	mm.	lbs.	kilos	Volts	KWatts	F°	C°	
<b>BCO-E1</b>	29x22x20	737x559x508	1	38 <sup>1</sup> / <sub>8</sub> x38x58 <sup>1</sup> / <sub>4</sub>	968x963x1480	514	234	208 or 220-240	10.5	150 550	65 288	\$ 5,775
<b>BCO-E2</b>	29x22x20	737x559x508	2	38 <sup>1</sup> / <sub>8</sub> x38x62	968x963x1575	1028	467	208 or 220-240	21	150 550	65 288	\$ 11,550



Depth excludes handle

Double stack ovens include stacking kit

Shipping class #85

Height includes 31 3/8" painted legs with bullet feet on single & 8 1/4" stainless steel legs on double

All dimensions nominal

## GAS & ELECTRIC CONVECTION OVENS

### GDCO SERIES FULL SIZE CONVECTION OVENS

#### GDCO-G: FULL SIZE GAS CONVECTION OVENS

Full-size, single and double, gas convection ovens with super efficient 60,000 BTUH/HR per oven, two-speed, high-low fan with unique 900 RPM low speed setting and 4-second cycle hot surface ignition system.

#### GDCO-E: FULL SIZE ELECTRIC CONVECTION OVENS

Full-size, single and double, electric convection ovens with 10.5 KW per oven, and a patented two-speed, high-low wheel-within-a-wheel enhanced air flow system powered by an energy saving 1/4 HP motor.

#### FEATURES:

Features include stainless steel front, top, sides and doors. Synchronized doors are fully-insulated and feature "Cool Touch" handles, stainless door seals and double-pane thermal glass windows. Lighted, porcelain enamel interiors have 11-position, removable rack guides and 5 racks. Standard rotary controls are simple to use and include cool down function and continuous-ring timer. The Cyclones are serviceable from the front and offer a full range of options and accessories. Legs & flue included at N/C.

2-Year limited parts and labor warranty.



Model GDCO-E1  
with optional casters



Accessories & Options on Page 31

### GDCO-G SERIES

Model	Oven Interior		# of Ovens	Overall Dimension		Ship Wt.		Gas		Thermostat Range		List Price US\$
	in.	mm.		in.	mm.	lbs.	kilos	BTUH	KGC	F°	C°	
GDCO-G1	29x22x20	737x559x508	1	39x39x63 <sup>3</sup> / <sub>8</sub>	991x991x1610	565	257	60,000	17.58	150 550	65 288	\$ 6,495
GDCO-G2	29x22x20	737x559x508	2	39x39x72 <sup>1</sup> / <sub>4</sub>	991x991x1835	1130	514	120,000	35.16	150 550	65 288	\$ 12,990



Depth excludes handle  
Double stack ovens include stacking kit  
Shipping class #85

Height includes 31 3/8" painted legs with bullet feet on single & 8 1/4" stainless steel legs on double  
All dimensions nominal

Accessories & Options on Page 31

### GDCO-E SERIES

Model	Oven Interior		# of Ovens	Overall Dimension		Ship Wt.		Electrical		Thermostat Range		List Price US\$
	in.	mm.		in.	mm.	lbs.	kilos	Volts	KWatts	F°	C°	
GDCO-E1	31x22x20	787x559x508	1	38 <sup>1</sup> / <sub>8</sub> x38x58 <sup>1</sup> / <sub>4</sub>	968x963x1480	514	234	208 of 220-240	10.5	150 550	65 288	\$ 6,775
GDCO-E2	31x22x20	787x559x508	2	38 <sup>1</sup> / <sub>8</sub> x38x62	968x963x1575	1028	467	208 of 220-240	21	150 550	65 288	\$ 13,550



Depth excludes handle  
Double stack ovens include stacking kit  
Shipping class #85

Height includes 31 3/8" painted legs with bullet feet on single & 8 1/4" stainless steel legs on double  
All dimensions nominal

## GAS & ELECTRIC CONVECTION OVENS

### CO11 SERIES

#### FULL SIZE CONVECTION OVENS



Model CO11-G1  
with optional casters

Limited 5 year  
Door Warranty



#### CO11-G: FULL SIZE GAS CONVECTION OVENS

Full-size, single and double, gas convection ovens with super efficient 60,000 BTUH/HR per oven, two-speed, high-low fan with unique 900 RPM low speed setting and 4-second cycle hot surface ignition system.

#### CO11-E: FULL SIZE ELECTRIC CONVECTION OVENS

Full-size, single and double, electric convection ovens with 10.5 KW per oven, and a patented two-speed, high-low wheel-within-a-wheel enhanced air flow system powered by an energy saving 1/4 HP motor.

#### FEATURES:

Features include stainless steel front, top, sides and doors. Synchronized doors are fully-insulated and feature "Cool Touch" handles, stainless door seals and double-pane thermal glass windows. Lighted, porcelain enamel interiors have 11-position, removable rack guides and 5 racks. Standard rotary controls are simple to use and include cool down function and continuous-ring timer. The Cyclones are serviceable from the front and offer a full range of options and accessories. Legs & flue included at N/C.

### CO11-G SERIES

Accessories & Options on Page 31

Model	Oven Interior		# of Ovens	Overall Dimension		Ship Wt.		Gas		Thermostat Range		List Price US\$
	in.	mm.		in.	mm.	lbs.	kilos	BTUH	KGC	F°	C°	
CO11-G1	29x22 <sup>1</sup> / <sub>2</sub> x20	737x572x508	1	39 <sup>3</sup> / <sub>8</sub> x38 <sup>3</sup> / <sub>8</sub> x63 <sup>1</sup> / <sub>4</sub>	1000x975x1607	640	291	60,000	17.58	150 550	66 285	\$ 8,840
CO11-G2	29x22 <sup>1</sup> / <sub>2</sub> x20	737x572x508	2	39 <sup>3</sup> / <sub>8</sub> x38 <sup>3</sup> / <sub>8</sub> x72 <sup>3</sup> / <sub>4</sub>	1000x975x1848	1280	582	120,000	35.16	150 550	66 285	\$ 17,680

Double stack ovens include stacking kit

Shipping class #85

Height includes 30" painted legs on single & 6" stainless steel legs on double

All dimensions nominal

### CO11-E SERIES

Accessories & Options on Page 31

Model	Oven Interior		# of Ovens	Overall Dimension		Ship Wt.		Electrical		Thermostat Range		List Price US\$
	in.	mm.		in.	mm.	lbs.	kilos	Volts	KWatts	F°	C°	
CO11-E1	29x22 <sup>1</sup> / <sub>2</sub> x20	737x572x508	1	39 <sup>3</sup> / <sub>8</sub> x38 <sup>3</sup> / <sub>8</sub> x63 <sup>1</sup> / <sub>4</sub>	1000x975x1607	640	291	208 of 220-240	10.5	150 550	66 285	\$ 9,050
CO11-E2	29x22 <sup>1</sup> / <sub>2</sub> x20	737x572x508	2	39 <sup>3</sup> / <sub>8</sub> x38 <sup>3</sup> / <sub>8</sub> x72 <sup>3</sup> / <sub>4</sub>	1000x975x1848	1280	582	208 of 220-240	21	150 550	66 285	\$ 18,100

Double stack ovens include stacking kit

Shipping class #85

Height includes 30" painted legs on single & 6" stainless steel legs on double

All dimensions nominal



## SECURITY CONVECTION OVENS

### MSCO11 SERIES

#### FULL SIZE SECURITY CONVECTION OVENS

##### MSCO11-G: FULL SIZE GAS CONVECTION OVENS

Full-size, single and double, gas convection ovens with super efficient 60,000 BTUH/HR per oven, two-speed, high-low fan with unique 900 RPM low speed setting and 4-second cycle hot surface ignition system.

##### MSCO11-E: FULL SIZE ELECTRIC CONVECTION OVENS

Full-size, single and double, electric convection ovens with 10.5 KW per oven, and a patented two-speed, high-low wheel-within-a-wheel enhanced air flow system powered by an energy saving 1/4 HP motor.

In addition to all the features of our standard Cyclone ovens, Maximum Security models prevent the tampering of control settings and product, protect ovens and essential components from vandalism and abuse, eliminate hiding places for contraband and prohibit the removal of parts and components for the fabrication of weapons.

Legs and flue included at no extra charge. 2-year limited parts and labor and 5-year door warranty.



Model MSCO11-1  
with optional casters

**MAXIMUM  
SECURITY**



Accessories & Options on Page 31



### MSCO11-G SERIES

Model	Oven Interior		# of Ovens	Overall Dimension		Ship Wt.		Gas		Thermostat Range		List Price US\$
	in.	mm.		in.	mm.	lbs.	kilos	BTUH	KGC	F°	C°	
MSCO11-G1	29x22 <sup>1</sup> / <sub>2</sub> x20	737x572x508	1	39 <sup>3</sup> / <sub>8</sub> x38 <sup>3</sup> / <sub>8</sub> x63 <sup>1</sup> / <sub>4</sub>	1000x975x1607	640	291	60,000	17.58	150 550	66 285	\$ 9,790
MSCO11-G2	29x22 <sup>1</sup> / <sub>2</sub> x20	737x572x508	2	39 <sup>3</sup> / <sub>8</sub> x38 <sup>3</sup> / <sub>8</sub> x72 <sup>3</sup> / <sub>4</sub>	1000x975x1848	1280	582	120,000	35.16	150 550	66 285	\$ 19,580

Double stack ovens include stacking kit

Shipping class #85

Height includes 30" painted legs on single & 6" stainless steel legs on double

All dimensions nominal

Accessories & Options on Page 31



### MSCO11-E SERIES

Model	Oven Interior		# of Ovens	Overall Dimension		Ship Wt.		Electrical		Thermostat Range		List Price US\$
	in.	mm.		in.	mm.	lbs.	kilos	Volts	KWatts	F°	C°	
MSCO11-E1	29x22 <sup>1</sup> / <sub>2</sub> x20	737x572x508	1	39 <sup>3</sup> / <sub>8</sub> x38 <sup>3</sup> / <sub>8</sub> x63 <sup>1</sup> / <sub>4</sub>	1000x975x1607	640	291	208 or 220-240	10.5	150 550	66 285	\$ 10,000
MSCO11-E2	29x22 <sup>1</sup> / <sub>2</sub> x20	737x572x508	2	39 <sup>3</sup> / <sub>8</sub> x38 <sup>3</sup> / <sub>8</sub> x72 <sup>3</sup> / <sub>4</sub>	1000x975x1848	1280	582	208 or 220-240	21	150 550	66 285	\$ 20,000

Double stack ovens include stacking kit

Shipping class #85

Height includes 30" painted legs on single & 6" stainless steel legs on double

All dimensions nominal





## GAS & ELECTRIC CONVECTION OVENS OPTIONS & ACCESSORIES

ACCESSORIES & OPTIONS — <i>Cyclone</i> SERIES					
Features	BCO	GDCO	CO11	MSCO11	COC
Steam/Moisture Injection	N/A	✓	✓	✓	✓
Programmable Computer Controls	N/A	✓	✓	✓	✓
Alternative Voltages	N/A	✓	✓	✓	✓
Solid Doors	✓	✓	✓	✓	✓
Stainless Steel Rear Panel	✓	✓	✓	✓	✓
Stainless Steel Interior	N/A	✓	✓	✓	✓
Casters - Set of 4	✓	✓	✓	✓	N/A
Rack Stand with Rack Guides	✓	✓	✓	N/A	N/A
Additional Oven Racks	✓	✓	✓	✓	✓
Single Connection Gas Manifold	✓	✓	✓	✓	✓
Quick Disconnect Gas Hoses	✓	✓	✓	✓	N/A

*Some options & accessories may be available only when ordered and shipped with oven.  
Some options & accessories ship separately for field installation.*

ACCESSORIES & OPTIONS — <i>Cyclone</i> SERIES															
Model	Solid Door each	S/S Perf Back	Steam Injection	Casters set 4	30" S/S Legs & Shelf	30" S/S Legs w Casters & Shelf	S/S Stand	S/S Stand w Casters	*Rack Stand w Rack Guides	Add'l Oven Racks	Comp Controls	Sing Conn Ext Gas Manifold	S/S Interior	480V	**Stacking Brackets
<b>COC-E1</b>	N/C	\$ 160	\$ 420	\$ N/A	\$ N/A	\$ N/A	\$ 1550	\$ 1625	\$ N/A	\$ 63	\$ 800	\$ N/A	\$ 750	\$ 440	\$ —
<b>COC-E2</b>	N/C	320	840	N/A	N/A	N/A	1285	1350	N/A	63	1600	N/A	1500	880	80
<b>BCO-1</b>	N/A	160	N/A	315	575	890	N/A	N/A	710	63	N/A	standard	N/A	N/A	—
<b>BCO-2</b>	N/A	320	N/A	315	N/A	N/A	N/A	N/A	N/A	63	N/A	500	N/A	N/A	80
<b>GDCO-1</b>	160	160	420	315	575	890	N/A	N/A	710	63	800	standard	750	440	—
<b>GDCO-2</b>	320	320	840	315	N/A	N/A	N/A	N/A	N/A	63	1600	500	1500	880	80
<b>CO11-1</b>	N/C	160	420	315	575	890	N/A	N/A	710	63	800	standard	750	440	—
<b>CO11-2</b>	N/C	320	840	315	N/A	N/A	N/A	N/A	N/A	63	1600	500	1500	880	80
<b>MSCO11-1</b>	std	std	420	315	N/A	N/A	N/A	N/A	N/A	63	800	standard	750	440	—
<b>MSCO11-2</b>	std	std	840	315	N/A	N/A	N/A	N/A	N/A	63	1600	500	1500	880	80

\*Rack stand with rack guide includes S/S undershelf — oven racks sold separately

\*\*Stacking bracket included N/C with double stack orders

Some options are only valid when ordered and shipped with unit

All prices are in US\$

*Accessories & Options for BCO Series ship separately for field installation only  
**GAS CONNECTOR HOSES — PAGE 63***

## CONVEYOR OVENS



BAKERS PRIDE Conveyor ovens are designed with the user in mind, featuring simple-to-use, operator-friendly controls for flexibility and diversity of menu selection.

Engineered to provide consistent results and reliable performance with unique and proprietary features for increased productivity and labor savings.

Every conveyor oven is manufactured with uncompromising standards of quality by professionals using the highest quality materials to provide enduring, trouble-free operation.



## CONVEYOR PRODUCTION PER HOUR

$$\frac{60 \text{ (minutes per hour)}}{\text{Estimated Bake Time in Minutes}} \times \frac{\text{Conveyor Belt Width} \times \text{Conveyor Chamber Length}}{\text{Product Diameter}^2} = \text{Production Per Hour Per Oven}$$

**EXAMPLE:** 6 minute bake time, 8" pizza in a conveyor with a 16" wide belt and a 20" long bake/cook chamber

$$\frac{60}{6} \times \frac{16 \times 20}{8^2} = 50 \text{ Pizzas Per Hour Per Oven}$$

## ACCESSORIES & OPTIONS — All Conveyor Models

Model	Entry Tray Each	Exit Tray Each	S/S Stand	S/S Stand with Casters	Product Stop	Belt Direction Unload Opposite Control Side	*Teflon Coated Belt
Single	\$ 230	\$ 230	\$ 1340	\$ 1800	\$ 120	no charge	\$ 990
Double	\$ 230	\$ 230	\$ 1340	\$ 1800	\$ 120	no charge	\$ 1980
Triple	\$ 230	\$ 230	\$ 1340	\$ 1800	\$ 120	no charge	\$ 2970

\*Teflon coated belt in lieu of standard belt

Some options may be valid only when ordered and shipped with unit

All prices are in US\$

All dimensions nominal

# DualAir

dual-fan impingement oven

## ELECTRIC CONVEYOR OVENS

### VHVA-1620-E SERIES

#### ELECTRIC COUNTER TOP IMPINGMENT OVEN



VHVA-1620-E1

REVERSIBLE  
BELT  
DIRECTION



The VHVA-1620-E Series counter top conveyor oven features independent operator-controlled top and bottom heat and variable air speed fans to provide menu flexibility without hardware changes.

Features include a 16" wide conveyor belt, a 50" long conveyor assembly, a 20" long cook/bake chamber, independent top and bottom heat control and simple-to-use conveyor speed control.

The entire conveyor belt assembly is removable through a front access door for ease of cleaning and the belt direction is reversible at the touch of a switch.

Available in 208V, 220V or 240V. May be stacked three high.

### VHVA-1620 SERIES



### Variable Heat & Variable Air

Accessories & Options on Page 32

Model	Belt Width		Cooking Length		Chamber Height		# of Ovens	Overall Dimension		Ship Wt.		Electrical		Thermostat Range		List Price US\$
	in.	mm.	in.	mm.	in.	mm.		in.	mm.	lbs.	kilos	Volts	KWatts	F°	C°	
VHVA-1620-E1	16	406	20	508	3 <sup>7</sup> / <sub>8</sub>	98	1	50x32 <sup>7</sup> / <sub>8</sub> x20	1270x835x508	383	174	208 220 240	6	150 550	65 285	\$ 8,050
VHVA-1620-E2	16	406	20	508	3 <sup>7</sup> / <sub>8</sub>	98	2	50x32 <sup>7</sup> / <sub>8</sub> x60	1270x835x1524	820	373	208 220 240	12	150 550	65 285	\$ 16,100
VHVA-1620-E3	16	406	20	508	3 <sup>7</sup> / <sub>8</sub>	98	3	50x32 <sup>7</sup> / <sub>8</sub> x70	1270x835x1778	1332	605	208 220 240	18	150 550	65 285	\$ 24,150



Double & triple ovens include stacking kit  
 \*Height includes 4" (102 mm) standard legs on VHVA-1620-E1  
 \*Height includes 24" (610 mm) optional stand on VHVA-1620-E2  
 \*Height includes 18" (362mm) optional stand on VHVA-1620-E3  
 Shipping Class #85

## ELECTRIC CONVEYOR OVENS

### VHVA-1828-E SERIES

#### ELECTRIC COUNTER TOP IMPINGEMENT OVEN

The VHVA-1828-E electric counter top conveyor oven features patented independent operator-controlled top and bottom heat and variable air speed fans to provide menu flexibility without hardware changes.

Features include an 18" wide conveyor belt, a 56" long conveyor assembly, a 28" long cook/bake chamber, independent top and bottom heat control and simple-to-use conveyor speed control.

The entire conveyor belt assembly is easily removable through a front access door for ease of cleaning and the belt direction is reversible at the touch of a switch.

Available in 208V, 220V or 240V.

# DualAir

dual-fan impingement oven



VHVA-1828-E1



Accessories & Options on Page 32

Variable Heat & Variable Air



VHVA-1828 SERIES

Model	Belt Width		Cooking Length		Chamber Height		# of Ovens	Overall Dimension		Ship Wt.		Electrical		Thermostat Range		List Price US\$
	in.	mm.	in.	mm.	in.	mm.		in.	mm.	lbs.	kilos	Volts	KWatts	F°	C°	
VHVA-1828-E1	18	457	28	711	3 <sup>7</sup> / <sub>8</sub>	98	1	56x38 <sup>7</sup> / <sub>8</sub> x20	1442x982x508	383	174	208 220 240	12	150 550	65 285	\$ 13,260
VHVA-1828-E2	18	457	28	711	3 <sup>7</sup> / <sub>8</sub>	98	2	56x38 <sup>7</sup> / <sub>8</sub> x60	1442x982x1524	820	373	208 220 240	24	150 550	65 285	\$ 26,520
VHVA-1828-E3	18	457	28	711	3 <sup>7</sup> / <sub>8</sub>	98	3	56x38 <sup>7</sup> / <sub>8</sub> x70	1442x982x1778	1332	605	208 220 240	36	150 550	65 285	\$ 39,780



Double & triple ovens include stacking kit  
 \*Height includes 4" (102 mm) standard legs on VHVA-1828-E1  
 \*Height includes 24" (610 mm) optional stand on VHVA-1828-E2  
 \*Height includes 18" (362) optional stand on VHVA-1828-E3  
 Shipping Class #85

# DualAir

dual-fan impingement oven

## GAS CONVEYOR OVENS

### VH-1828-G SERIES

#### GAS COUNTER TOP IMPINGEMENT OVEN



**TOP & BOTTOM  
HEAT  
CONTROLS**

VH-1828-G1



The VH-1828-G features independent operator-controlled top and bottom heat control without the variable air option.

Features include an 18" wide conveyor belt, a 56" long conveyor assembly, a 28" long cook/bake chamber, independent top and bottom heat control and simple-to-use conveyor speed control.

The entire conveyor belt assembly is easily removable through a front access door for easy cleaning and the belt direction is reversible at the touch of a switch.

Available in Natural or LP gas.

### VH-1828 SERIES



### Variable Top & Bottom Heat

Accessories & Options on Page 32

Model	Belt Width		Cooking Length		Chamber Height		# of Ovens	Overall Dimension		Ship Wt.		Gas		Thermostat Range		List Price US\$
	in.	mm.	in.	mm.	in.	mm.		in.	mm.	lbs.	kilos	BTUH	KWatts	F°	C°	
VH-1828-G1	18	457	28	711	3 <sup>7</sup> / <sub>8</sub>	98	1	56x38 <sup>7</sup> / <sub>8</sub> x20	1442x982x508	383	174	50,000	14.65	150	65	\$ 13,260
VH-1828-G2	18	457	28	711	3 <sup>7</sup> / <sub>8</sub>	98	2	56x38 <sup>7</sup> / <sub>8</sub> x60	1442x982x1524	820	373	100,000	29.30	600	315	\$ 26,520
VH-1828-G3	18	457	28	711	3 <sup>7</sup> / <sub>8</sub>	98	3	56x38 <sup>7</sup> / <sub>8</sub> x70	1442x982x1778	1332	605	150,000	120	150 550	65 285	\$ 39,780



Double & triple ovens include stacking kit  
 \*Height includes 4" (102 mm) standard legs on VH-1828-G1  
 \*Height includes 24" (610 mm) optional stand on VH-1828-G2  
 \*Height includes 18" (362mm) optional stand on VH-1828-G3  
 Shipping Class #85

## COUNTER TOP OVENS

# HearthBake

SERIES

BAKERS PRIDE provides the industry's broadest selection of gas and electric counter top ovens with a model for nearly any application from pizza and pretzels, to roasting and general baking.

Engineered for high volume production and designed to fit in small spaces, BAKERS PRIDE counter top ovens are built to deliver consistent, trouble free performance.

Preferred by chefs and bakers worldwide, BAKERS PRIDE counter top ovens feature all stainless steel exteriors, a full array of domestic and foreign approvals, international voltages and all gas types.

All electric models feature electric timers, with continuous ring alarms and manual shut-off. All gas models are equipped with individual 3/4" NPT (ISO-7) gas connections per oven.

### PX SERIES OVENS

PX-14  
PX-16

<i>Hot Wings</i>	@ 275° - 350° for 20-25 minutes
<i>Pizza Fresh Dough</i>	@ 525° - 550° for 7-8 minutes
<i>Pizza Par-Baked</i>	@ 500° - 525° for 4-5 minutes
<i>Pretzels</i>	@ 525° - 600° for 6-8 minutes
<i>Sushi</i>	@ 350° - 400° for 1 minute
<i>Sandwiches - finishing</i>	@ 400° - 425° for 1 minute

### PIZZA & PRETZEL OVENS

P18S  
P22S, P22-BL  
P44S, P44-BL  
DP-2  
P46S (combination model)

<i>Calzones</i>	@ 525° - 550° for 6-10 minutes
<i>Focaccia</i>	@ 525° - 550° for 3-5 minutes
<i>Pizza Fresh Dough</i>	@ 525° - 550° for 7- 8 minutes
<i>Pizza Par-Baked</i>	@ 500° - 525° for 4-5 minutes
<i>Pizza Slices</i>	@ 400° - 425° for 1 minute
<i>Pretzels</i>	@ 525° - 600° for 6-8 minutes

### BAKE & ROAST OVENS

BK-18  
P24S  
P48S  
DP-2  
P46S (combination model)

<i>Biscuits</i>	@ 375° - 400° for 12-14 minutes
<i>Cakes</i>	@ 350° - 375° for 20-26 minutes
<i>Chicken — Roasting</i>	@ 275° - 375° for 22-30 minutes
<i>Cobblers</i>	@ 375° - 400° for 15-25 minutes
<i>Cookies</i>	@ 375° - 400° for 12-14 minutes
<i>Croissants</i>	@ 375° - 400° for 16-25 minutes
<i>Danish</i>	@ 375° - 400° for 16-25 minutes
<i>Fajita Platters</i>	@ 500° - 525° for 5 minutes
<i>Kaiser Rolls</i>	@ 375° - 400° for 16-18 minutes
<i>Meats — Roasting</i>	@ 275° - 375° for 20-40 minutes
<i>Muffins</i>	@ 375° - 400° for 18-20 minutes
<i>Pastries</i>	@ 350° - 375° for 16-20 minutes
<i>Pie</i>	@ 375° - 400° for 16-20 minutes
<i>Pita Breads</i>	@ 600° - 650° for 1-2 minutes
<i>Pan Pizza</i>	@ 475° - 500° for 9-10 minutes
<i>Plates - warming</i>	@ 200° - 205 ° for 3 minutes
<i>Roasting</i>	@ 275° - 350° for 20-35 minutes
<i>Rolls</i>	@ 375° - 400° for 16-20 minutes
<i>Scones</i>	@ 375° - 400° for 12-14 minutes
<i>Souffles</i>	@ 375° - 400° for 12-14 minutes





PX - 16



## ELECTRIC COUNTER TOP OVENS

### 3" DECK HEIGHTS PIZZA & FINISHING OVENS

The 3" Deck Height ovens feature independent top and bottom heat control and new 15 minute electric timer with continuous ring alarm and manual shut-off, and a slide out wire baking rack. PX ovens are designed for baking products with pre-baked crust, warming and finishing. Ideal for hot wings and sushi. All models feature stainless exteriors. International voltages available.

### 3" DECK HEIGHTS

Model	Rack Size		# of Decks	Cooking Chambers	Overall Dimension*		Ship Wt.		Electrical		Thermostat Range		List Price US\$
	in.	mm.			in.	mm.	lbs.	kilos	Volts	Watts	F°	C°	
PX - 14	13 <sup>5</sup> / <sub>8</sub> x 13 <sup>7</sup> / <sub>8</sub>	346x352	1	1	19 <sup>1</sup> / <sub>2</sub> x16 <sup>1</sup> / <sub>2</sub> x9 <sup>1</sup> / <sub>2</sub>	495x419x241	45	20	120 or 208-240	1500	266 662	130 350	\$ 930
PX - 16	17 <sup>5</sup> / <sub>8</sub> x 17 <sup>5</sup> / <sub>8</sub>	448x448	1	1	24x20 <sup>1</sup> / <sub>2</sub> x9 <sup>1</sup> / <sub>2</sub>	610x521x241	65	30	120 or 208-240	1800	266 662	130 350	\$ 1,030



\*Height includes 1 1/4" (32 mm) feet  
Shipping Class #85  
All dimensions are nominal

### 3 1/4" DECK HEIGHTS SINGLE COMPARTMENT PIZZA & PRETZEL OVENS

These single compartment, 3 1/4" Deck Height ovens feature two ceramic hearth baking decks and are designed for pizza, pretzels, flat breads and bakery products baked directly on the hearth deck, on screens, or on baking sheets. 120V not recommended for fresh dough pizza.

A 15 minute electric timer with continuous ring alarm and manual shut-off is standard.

All models feature stainless exteriors. International voltages available. Ovens are stackable.



P18S



### Accessories & Options on Pages 44 & 45 3 1/4" DECK HEIGHTS

Model	Replaces	Deck Size		# of Decks	Cooking Chambers	Overall Dimension		Ship Wt.		Electrical		Thermostat Range		List Price US\$
		in.	mm.			in.	mm.	lbs.	kilos	Volts	Watts	F°	C°	
P18S	MOS2E	17 <sup>1</sup> / <sub>2</sub> x17 <sup>3</sup> / <sub>4</sub>	445x451	2	1	23x25x17	584x635x432	125	57	120 208-240	1800 2850	284 680	140 360	\$ 2,205



Shipping Class #85  
All dimensions nominal

## ELECTRIC COUNTER TOP OVENS

### SINGLE COMPARTMENT PIZZA & PRETZEL OVENS

Model P22S features a single bake chamber with two ceramic hearth decks and are designed for fresh dough pizza, par-baked crust, pretzels, flat breads and bakery products baked directly on the hearth deck or on screens, pans or baking sheets. A 15 minute electric timer with continuous ring alarm and manual shut-off is standard. All models feature stainless steel exterior. International voltages available. Ovens are stackable.

Model P22-BL features brick lined ceilings and are designed for quicker recovery and additional top heat intensity. Ideal for thin crust pizza in high volume operations. May be field installed.




P22S

**HearthBake**  
SERIES

**GREAT FOR PIZZA SLICES**

Accessories & Options on Pages 44 & 45

 P22S: 3 1/4" DECK HEIGHTS  
P22-BL: 2 3/4" DECK HEIGHTS

Model	Deck Size		# of Decks	Cooking Chambers	Overall Dimension		Ship Wt.		Electrical		Thermostat Range		List Price US\$
	in.	mm.			in.	mm.	lbs.	kilos	Volts	Watts	F°	C°	
P22S	20 <sup>3</sup> / <sub>4</sub> x20 <sup>3</sup> / <sub>4</sub>	527x527	2	1	26x28x17	660x711x432	160	73	208 or 220-240 1Ø or 3Ø	3600	284 680	140 360	\$ 2,760
P22-BL	20 <sup>3</sup> / <sub>4</sub> x20 <sup>3</sup> / <sub>4</sub>	527x527	2	1	26x28x17	660x711x432	165	75	208 or 220-240 1Ø or 3Ø	3600	284 680	140 360	\$ 3,030

Shipping Class #85

All dimensions nominal



P44S



### DOUBLE COMPARTMENT PIZZA & PRETZEL OVENS

Model P44S features two independently controlled cooking chambers with two ceramic hearth baking decks per chamber, and are designed for fresh dough pizza, par baked crust, pretzels, flat breads and bakery products baked directly on the hearth deck, on screens, or on baking sheets.

Each chamber has an independent thermostat and a 15 minute electric timer with continuous ring alarm and manual shut-off is standard. All models feature stainless exteriors. International voltages available. Ovens are stackable.

Model P44-BL features brick lined ceilings and are designed for quicker recovery and additional top heat intensity. Ideal for thin crust pizza in high volume operations.

P44S: 3 1/4" DECK HEIGHTS  
P44-BL: 2 3/4" DECK HEIGHTS

Accessories & Options on Pages 44 & 45

Model	Deck Size		# of Decks	Cooking Chambers	Overall Dimension		Ship Wt.		Electrical		Thermostat Range		List Price US\$
	in.	mm.			in.	mm.	lbs.	kilos	Volts	Watts	F°	C°	
P44S	20 <sup>3</sup> / <sub>4</sub> x20 <sup>3</sup> / <sub>4</sub>	527x527	4	2	26x28x28 <sup>1</sup> / <sub>2</sub>	660x711x724	296	135	208 or 220-240 1Ø or 3Ø	7200	284 680	140 360	\$ 4,990
P44-BL	20 <sup>3</sup> / <sub>4</sub> x20 <sup>3</sup> / <sub>4</sub>	527x527	4	2	26x28x28 <sup>1</sup> / <sub>2</sub>	660x711x724	306	139	208 or 220-240 1Ø or 3Ø	7200	284 680	140 360	\$ 5,535

Shipping Class #85

All dimensions nominal





**DP-2**  
with optional top & bottom heat controls



## ELECTRIC COUNTER TOP OVENS

### 5" DECK HEIGHTS ALL PURPOSE OVENS

Preferred by master chefs and restaurant chains, the DP-2 is the most sophisticated, flexible and versatile oven in the entire BAKERS PRIDE HearthBake Series.

The DP-2 is the ideal, all-purpose general bake oven, or specialty oven for desserts, souffles, muffins, pan-pizza, pies, cobblers, danish or roasting meats. Standard features include dual, independently controlled compartments each with a 21" square hearth deck and 5" deck heights for flexibility and high volume. Additional power delivers quicker pre-heat and faster recovery while standard interior lights make the DP-2 most user friendly. Optional features include top and bottom heat control for perfectly balanced results for nearly every menu item, and optional digital electronic timers for ease of operation and superior precision. All models feature stainless exteriors. International voltages available. 1Ø or 3Ø available.

### 5" DECK HEIGHTS

*Accessories & Options on Pages 44 & 45*

Model	Deck Size		# of Decks	Cooking Chambers	Overall Dimension*		Ship Wt.		Electrical		Thermostat Range		List Price US\$
	in.	mm.			in.	mm.	lbs.	kilos	Volts	Watts	F°	C°	
DP - 2	20 <sup>3</sup> / <sub>4</sub> x20 <sup>3</sup> / <sub>4</sub>	527x527	2	2	26x28x28	660x711x711	260	118	208 or 220-240	5050	284 680	140 360	\$ 4,170
DP - 2BL	20 <sup>3</sup> / <sub>4</sub> x20 <sup>3</sup> / <sub>4</sub>	527x527	2	2	26x28x28	660x711x711	270	123	208 or 220-240	5050	284 680	140 360	\$ 4,440



*\*Height includes 4" (102 mm) adjustable legs  
Shipping Class #85  
All dimensions nominal*

### 7" DECK HEIGHTS SINGLE COMPARTMENT BAKE & ROAST OVENS

These single compartment bake & roast ovens feature a 7" Deck Height, one ceramic hearth deck for baking and roasting and are designed for use with trays, sheets or pans. The new BK-18 features a 17 3/4" square (451mm) ceramic hearth deck while the P24S features a 20 3/4" square (527mm) ceramic hearth bake deck. Steel decks are optional at N/C.

60 minute electric timer with continuous ring alarm and manual shut-off is standard. All models feature stainless exteriors. International voltages available. 1Ø or 3Ø available. Ovens are stackable.



**P24S**



*Accessories & Options on Pages 44 & 45*

### 7" DECK HEIGHTS

Model	Replaces	Deck Size		# of Decks	Cooking Chambers	Overall Dimension		Ship Wt.		Electrical		Thermostat Range		List Price US\$
		in.	mm.			in.	mm.	lbs.	kilos	Volts	Watts	F°	C°	
BK - 18	KOS-1	17 <sup>1</sup> / <sub>2</sub> x17 <sup>3</sup> / <sub>4</sub>	445x451	1	1	23x25x17	584x635x432	100	45	120 or 208-240	1700	140 550	60 288	\$ 2,020
P24S		20 <sup>3</sup> / <sub>4</sub> x20 <sup>3</sup> / <sub>4</sub>	527x527	1	1	26x28x17	660x711x432	135	61	208 or 220-240	2150	140 550	60 288	\$ 2,630
P24BL		20 <sup>3</sup> / <sub>4</sub> x20 <sup>3</sup> / <sub>4</sub>	527x527	1	1	26x28x17	660x711x432	140	64	208 or 220-240	2150	140 550	60 288	\$ 2,770



*Shipping Class #85  
All dimensions nominal*

## ELECTRIC COUNTER TOP OVENS

### COMBINATION OVEN 3 1/4" and 7" DECK HEIGHTS PIZZA, BAKING & ROASTING OVEN

The P46S combination pizza and bake & roast oven provides two independently controlled baking compartments. One compartment has two ceramic hearth baking decks and a 284°-680° F (140°-360° C) thermostat, and a 15 minute timer. The other compartment has one ceramic hearth deck with a 140°-550° F (60°-288° C) thermostat, and a 60 minute timer. Electric timers feature continuous ring audible alarm with manual shut-off. Steel decks are optional at N/C.

All stainless exterior. 1Ø or 3Ø. International voltages available. Ovens are stackable.



P46S



Accessories & Options on Pages 44 & 45

## COMBINATION OVEN

Model	Deck Size		# of Decks	Cooking Chambers	Overall Dimension		Ship Wt.		Electrical		Thermostat Range		List Price US\$
	in.	mm.			in.	mm.	lbs.	kilos	Volts	Watts	F°	C°	
P46S	20 <sup>3</sup> / <sub>4</sub> x20 <sup>3</sup> / <sub>4</sub>	527x527	3	2	26x28x28 <sup>1</sup> / <sub>2</sub>	660x711x724	309	140	208 or 220-240	5750	Top 284-680 Bottom 140-550	Top 140-360 Bottom 60-288	\$ 4,840
P46BL	20 <sup>3</sup> / <sub>4</sub> x20 <sup>3</sup> / <sub>4</sub>	527x527	3	2	26x28x28 <sup>1</sup> / <sub>2</sub>	660x711x724	324	147	208 or 220-240	5750	Top 284-680 Bottom 140-550	Top 140-360 Bottom 60-288	\$ 5,250



Shipping Class #85  
All dimensions nominal



P48S



### 7" DECK HEIGHTS DOUBLE COMPARTMENT BAKE & ROAST OVENS

The 7" Deck Height ovens feature ceramic hearth decks for baking and roasting and are designed for use with trays, sheets or pans. Steel decks are optional at N/C. Model P48S features individual controls for each cooking chamber with 60 minute electric timers, continuous ring alarms and manual shut-off. All models feature stainless exteriors. International voltages available. 1Ø or 3Ø available. Ovens are stackable.

## 7" DECK HEIGHTS

Accessories & Options on Page 44 & 45

Model	Deck Size		# of Decks	Cooking Chambers	Overall Dimension		Ship Wt.		Electrical		Thermostat Range		List Price US\$
	in.	mm.			in.	mm.	lbs.	kilos	Volts	Watts	F°	C°	
P48S	20 <sup>3</sup> / <sub>4</sub> x20 <sup>3</sup> / <sub>4</sub>	527x527	2	2	26x28x28 <sup>1</sup> / <sub>2</sub>	660x711x724	309	140	208 or 220-240	4300	140 550	60 288	\$ 4,715
P48BL	20 <sup>3</sup> / <sub>4</sub> x20 <sup>3</sup> / <sub>4</sub>	527x527	2	2	26x28x28 <sup>1</sup> / <sub>2</sub>	660x711x724	319	145	208 or 220-240	4300	140 550	60 288	\$ 4,990



Shipping Class #85  
All dimensions nominal

## ELECTRIC COUNTER TOP OVENS



EP-2-2828

**STACKABLE  
STACKABLE**



### ALL PURPOSE 5 3/4" DECK HEIGHTS PIZZA, BAKING & ROASTING OVEN

The EP-2-2828 is designed for high volume pizza, baking, roasting and all-purpose operations. Each oven features 28" square (711 mm) Cordierite hearth decks, each with separate tilt-up doors, 5" deck heights (133mm) and interior lights.

Each deck features independent, operator-controlled top & bottom heat for perfectly balanced results and 200°-700°F thermostats (100°-400°C), and a 15-minute electric timer with continuous ring audible alarm and manual shut-off. The EB models feature 60-minute timer optional for baking applications.

Standard features include all stainless steel exteriors, glass windows in tilt-up doors and are available in 208V or 220-240V, 1Ø or 3Ø as well as 230-400V in 3Ø.

Ovens may be stacked in any combination to create triple and quad configurations.

One year limited parts and labor warranty.

## 28" wide x 28" deep Decks

### PIZZA, PRETZEL & FLAT BREADS 15 Minute Timers



Accessories & Options on Pages 44 & 45

Model	Deck Size		# of Decks	Cooking Chambers	Overall Dimension		Ship Wt.		Electrical		Thermostat Range		List Price US\$
	in.	mm.			in.	mm.	lbs.	kilos	Volts	Watts	F°	C°	
EP-1-2828*	28x28	711X711	1	1	42x33x15 3/4	1067x838x400	310	141	208 or 220-240	4725	200-700	100-400	\$ 4,020
EP-2-2828	28x28	711X711	2	2	42x33x29	1067x838x737	600	273	208 or 220-240	9500	200-700	100-400	\$ 6,995



Shipping Class #85  
All dimensions nominal

### BAKE, ROAST & ALL PURPOSE 60 Minute Timers



Accessories & Options on Pages 44 & 45

Model	Deck Size		# of Decks	Cooking Chambers	Overall Dimension		Ship Wt.		Electrical		Thermostat Range		List Price US\$
	in.	mm.			in.	mm.	lbs.	kilos	Volts	Watts	F°	C°	
EB-1-2828*	28x28	711X711	1	1	42x33x15 3/4	1067x838x400	310	141	208 or 220-240	4725	200-700	100-400	\$ 4,020
EB-2-2828	28x28	711X711	2	2	42x33x29	1067x838x737	600	273	208 or 220-240	9500	200-700	100-400	\$ 6,995



Shipping Class #85  
All dimensions nominal  
\*Coming Soon

#### LEG OPTIONS: see page 44

- 4" legs for use on countertop
- 16" legs with or without casters for double stack floor mount
- 30" legs with or without casters for single deck floor mount

## BAKING CENTERS

### GP SERIES BAKING CENTERS

Stack any model GP Series gas counter top ovens on one of our full-size gas Cyclone Convection Ovens to create a flexible Baking Center for high production and menu flexibility in a small footprint.

Choose the GP model and full-size gas Cyclone of your choice.

Ovens and stacking brackets ship separately for field installation. Separate utility connections required.



GP-51 and CO11-G



### GPBC STACKING KIT

Model		List Price US\$
GPBC	Stacking kit only — add price for GP and Cyclone oven of your choice	\$ 600



EP-2-2828 and CO11-E

### EB SERIES BAKING CENTERS

Stack any EP/EB-2-2828 electric counter top oven on one of our full size electric Cyclone convection ovens to create a flexible Baking Center for high production and menu flexibility in a small footprint.

Choose the EP/EB model and full size electric Cyclone of your choice.

Ovens and stacking brackets ship separately for field installation. Separate utility connections required.

### GPBC STACKING KIT

Model		List Price US\$
EPBC	Stacking kit only — add price for EP and Cyclone oven of your choice	\$ 600



GP - 51

ACCOMMODATES  
2 EACH 18"x26" PANS



## GAS COUNTERTOP OVENS

### GP SERIES – 5" DECK HEIGHTS PIZZA & BAKING OVENS

The GP Gas Counter Top Ovens feature 2 each, 1" thick ceramic hearth baking decks and are designed for general baking and pizza either directly on the hearth deck, on screens, sheets, trays or pans.

Models GP-51 and GP-52 accommodate one full size sheet pan per deck — two per oven. 550° Bake thermostat available at no charge. All gas types available. Factory calibration for high elevation available - specify when ordering. Both models stainless exterior. **CE** for natural gas only. Upper deck is easily removed to create a 12" deck height. Single door in lieu of double doors available no charge. Direct vent flue available N/C, specify when ordering. Door handles are reversible. Ovens are stackable.

## GP SERIES

Additional Accessories & Options on Page 44 & 45

Model	Chamber Size		# of Decks	Cooking Chambers	Overall Dimension*		Ship Wt.		Gas Thermostat Range			List Price US\$
	in.	mm.			in.	mm.	lbs.	kilos	BTUH	F°	C°	
GP - 51	21x26 <sup>1</sup> / <sub>4</sub>	533x667	2	2	32 <sup>5</sup> / <sub>8</sub> x31 <sup>1</sup> / <sub>2</sub> x29 <sup>1</sup> / <sub>8</sub>	829x794x740	400	182	40,000	300 650	149 343	\$ 6,210
GP - 52	21x26 <sup>1</sup> / <sub>4</sub>	533x667	4	4	32 <sup>5</sup> / <sub>8</sub> x31 <sup>1</sup> / <sub>2</sub> x54 <sup>1</sup> / <sub>4</sub>	829x794x1378	800	364	80,000	300 650	149 343	\$ 12,420
GP - 61	30x26 <sup>1</sup> / <sub>4</sub>	762x667	2	2	41 <sup>5</sup> / <sub>8</sub> x31 <sup>1</sup> / <sub>4</sub> x29 <sup>1</sup> / <sub>8</sub>	1057x794x740	490	223	45,000	300 650	149 343	\$ 7,420
GP - 62	30x26 <sup>1</sup> / <sub>4</sub>	762x667	4	4	41 <sup>5</sup> / <sub>8</sub> x31 <sup>1</sup> / <sub>4</sub> x54 <sup>1</sup> / <sub>4</sub>	1057x794x1378	980	446	90,000	300 650	149 343	\$ 14,840
GP - 61HP	30x26 <sup>1</sup> / <sub>4</sub>	762x667	2	2	41 <sup>5</sup> / <sub>8</sub> x31 <sup>1</sup> / <sub>4</sub> x29 <sup>1</sup> / <sub>8</sub>	1057x794x740	490	223	60,000	300 650	149 343	\$ 7,525
GP - 62HP	30x26 <sup>1</sup> / <sub>4</sub>	762x667	4	4	41 <sup>5</sup> / <sub>8</sub> x31 <sup>1</sup> / <sub>4</sub> x54 <sup>1</sup> / <sub>4</sub>	1057x794x1378	980	446	120,000	300 650	149 343	\$ 15,050



\*Height includes 4" (102 mm) standard adjustable legs  
Shipping Class #85  
All dimensions nominal



## COUNTER TOP OVEN ACCESSORIES & OPTIONS

### ACCESSORIES & OPTIONS — ELECTRIC COUNTER TOP OVENS

Model	Adjustable 4" Legs	S/S Stand	S/S Stand w/ Casters	Electric Timers	Infinite Top & Bottom Heat Control with Interior Lights	Stacking Kits	** Brick Lined Kit	Electric Timers w Alarms		Glass Window in Doors
								15 Minute	60 Minute	
P18S	\$ 130	\$ 1035	\$ 1500	standard	—	\$ 55	—	standard	optional	\$ 195
P22S	\$ 130	\$ 1035	\$ 1500	standard	—	\$ 55	\$ 275	standard	optional	\$ 195
P44S	\$ 130	\$ 1035	\$ 1500	standard	—	\$ 55	\$ 550	standard	optional	\$ 390
P22-BL	\$ 130	\$ 1035	\$ 1500	standard	—	\$ 55	standard	standard	optional	\$ 195
P44-BL	\$ 130	\$ 1035	\$ 1500	standard	—	\$ 55	standard	standard	optional	\$ 390
DP - 2	standard	\$ 1035	\$ 1500	standard	\$ 255	\$ 55	\$ 275	standard	optional	\$ 195
BK - 18	\$ 130	\$ 1035	\$ 1500	standard	—	\$ 55	—	optional	standard	\$ 195
P24S	\$ 130	\$ 1035	\$ 1500	standard	—	\$ 55	\$ 550	optional	standard	\$ 195
P48S	\$ 130	\$ 1035	\$ 1500	standard	—	\$ 55	\$ 270	optional	standard	\$ 390
P46S	\$ 130	\$ 1035	\$ 1500	standard	—	\$ 55	\$ 415	standard top oven	standard bottom oven	\$ 390
EP-2828	\$ 130	—	—	standard	standard	\$ 55	—	standard	optional	standard
EB-2828	\$ 130	—	—	standard	standard	\$ 55	—	optional	standard	standard

\*\* Priced when purchased separately

### ACCESSORIES & OPTIONS — ELECTRIC COUNTER TOP OVENS

Model	16" Legs		30" Legs		16" Legs with Casters		30" Legs with Casters		S/S Undershelf	*Rack Stands w Rack Guides	Add'l Racks	480V
	Grey	S/S	Grey	S/S	Grey	S/S	Grey	S/S				
EP-2-2828	\$370	\$575	\$370	\$575	\$680	\$890	\$680	\$890	\$240	\$715	\$80	\$440

\*Rack stand with Rack Guides includes S/S Undershelf

Options may be valid only when ordered and shipped with unit  
All prices are in US\$

### ACCESSORIES & OPTIONS — GAS COUNTER TOP OVENS

Model	16" Legs		30" Legs		16" Legs with Casters		30" Legs with Casters		S/S Undershelf	Single Door in lieu of Double	Direct Vent Flue Diverter	Automatic Oven Starter
	Grey	S/S	Grey	S/S	Grey	S/S	Grey	S/S				
GP - 51	—	—	\$370	\$575	—	—	\$680	\$890	\$240	no charge	no charge	\$525
GP - 52	\$370	\$575	—	—	\$680	\$890	—	—	—	no charge	no charge	\$1050
GP - 61	—	—	\$370	\$575	—	—	\$680	\$890	\$240	no charge	no charge	\$525
GP - 62	\$370	\$575	—	—	\$680	\$890	—	—	—	no charge	no charge	\$1050

Options may be valid only when ordered and shipped with unit

**Quick Disconnect Gas Hoses** — See Page 63  
All Prices US\$



## COUNTER TOP OVEN ACCESSORIES

### ACCESSORIES — ALL COUNTER TOP OVEN MODELS

Item	Notes	List Price US\$
Deck Brush & Scraper	For Counter Top Ovens — PN: T5107Y	\$ 80

### COUNTER TOP OVEN REPLACEMENT DECKS

Replacement Deck For Model	Deck Thickness in Inches	# of Decks Per Oven	Deck Size Per Piece in Inches	Single Piece Ship Weight		Sets Ship Weight		Part # Each Ceramic	List Price US\$ Each Ceramic	Part # Per Set	List Price US\$ Complete Set
				lbs.	kilos	lbs.	kilos				
MOS2E / P18S	1/2	2	17 1/2 x 17 3/4	20	9	37	17	T1120Y	\$ 110	T1120X	\$ 210
P22S, DP-2	1/2	2	20 3/4 x 20 3/4	20	9	37	17	T1121Y	\$ 135	T1121X	\$ 255
P46S	1/2	3	20 3/4 x 20 3/4	60	27	55	26	T1121Y	\$ 135	T1121X	\$ 385
P44S	1/2	4	20 3/4 x 20 3/4	20	9	37	17	T1121Y	\$ 135	T1121X	\$ 510
P44-BL brick lining replacement decks	1/2	4	17 1/2 x 17 3/4	20	9	74	34	T1120Y	\$ 110	2T1120X	\$ 420
P22-BL brick lining replacement decks	1/2	2	17 1/2 x 17 3/4	20	9	37	17	T1120Y	\$ 110	T1120X	\$ 210
EP-1-2828	3/4	1	27 3/4 x 27 3/4	45	20	45	20	T1287Y	\$ 455	T1287X	\$ 455
EP-2-2828	3/4	2	27 3/4 x 27 3/4	45	20	90	40	T1287A	\$ 455	T1287X	\$ 800
GP61	1	2	29 3/4 x 25 1/4	45	20	90	46	T1116Y	\$ 400	T1116X	\$ 710
GP51	1	2	20 3/4 x 25 1/4	35	16	70	32	T1192Y	\$ 425	T1192X	\$ 750

### LightStone DECKS

Model	Part # Each Stone	List Price US\$ Each Stone	# Stones Per Oven	List Price US\$ Complete Set of Stones	List Price US\$ Complete Set in lieu of Cordierite
BK-18	T1350Y	\$ 160	1	\$ 160	\$ 160
P18S	T1350Y	\$ 160	2	\$ 300	\$ 200
P24	T1349Y	\$ 175	1	\$ 175	\$ 175
P22S, DP-2, P48S	T1349Y	\$ 175	2	\$ 335	\$ 200
P46S	T1349Y	\$ 175	3	\$ 500	\$ 200
P44S	T1349Y	\$ 175	4	\$ 665	\$ 200

## TIPS & HINTS

- ✓ Pre-heat ovens for 45 minutes
- ✓ Pre-heat ovens @ 75° BELOW desired cook/bake temperature
- ✓ Do not move baking location in the middle of a bake, but spinning okay
- ✓ Keep decks clean of flour, cheese, etc using a deck scraper/brush
- ✓ Use different area of deck each time for consistent deck temperatures
- ✓ During idle periods, reduce heat by 75°
- ✓ Minimize water content of products for faster cook/bake times
- ✓ For larger & thick products, reduce temperature and increase bake/cook time

## DECK OVENS



### SELECTING A DECK OVEN

Selecting a best deck oven for your operational requirements is accomplished by first choosing the utility type (natural gas, LP gas or electric), the combination of features which deliver the appropriate benefits for your needs and then selecting the correct deck size/number of decks from the chart on page 45 to meet your production requirements.

#### FEATURE / BENEFIT GUIDE

##### DECK TYPE

<b>Ceramic Hearth Bricks</b>	Promotes even bottom heat distribution and crispy old world style finish and quick recovery
<b>Steel Baking Decks</b>	Recommended for roasting and applications causing excessive grease splatter and spillage

##### DECK HEIGHTS

<b>6 7/8" to 8" Heights</b>	Highest intensity of top heat — excellent for pizza, breads and most baked goods
<b>10" Heights</b>	Provides greater access to rear deck area for roasting — suitable for pizza, breads and baking
<b>12" to 16" Heights</b>	Recommended for roasting and exceptionally tall products

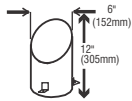
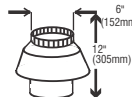
##### DECK DEPTH

<b>24" Stubby/Shallow</b>	Ideal for space conservation and narrow cook lines — ovens are only 33" deep overall
<b>30" to 44" Standard</b>	Increased capacity and volume, greater access, accepts larger pans

##### THERMOSTATS

<b>Bake Thermostats</b>	150° to 550° F range (65° to 288° C) — calibrated for optimal baking performance — <i>GAS OVENS</i> 140° to 550° F range (60° to 288° C) — calibrated for optimal baking performance — <i>ELECTRIC OVENS</i>
<b>Pizza Thermostats</b>	300° to 650° F range (149° to 343° C) — ideal for pizza, higher temperature and consistency — <i>GAS OVENS</i> 284° to 680° F range (140° to 360° C) — ideal for pizza, higher temperature and consistency — <i>ELECTRIC OVENS</i>

##### VENTING

<b>Standard Flue</b> 	For exhausting into canopy hood (standard) <b>R3155A</b>
<b>Direct Vent Flue</b> 	For direct venting into a chimney — optional n/c <b>R3002A</b>

#### PLEASE! TELL US WHAT YOU WANT AT NO EXTRA CHARGE:

##### A. Deck Material:

- Ceramic Hearth or  
 Steel Deck

##### B. Thermostat Type:

- Bake 550°F or  
 Pizza 680°F

##### C. Vent Type:

- Standard Flue or  
 Direct Vent Flue

##### D. Leg Height:

- See Leg Guide on  
page 61



## DECK OVENS

BAKERS PRIDE Deck Ovens are recognized world wide as the industry leader with models to suit every production need.

BAKERS PRIDE Deck Ovens are designed to offer flexibility, quality performance and deliver consistent results. Our unique heat flow controls and heat diverter panels allow the baker to control both top and bottom heat without the use of tools for the perfect product every time.

All BAKERS PRIDE Deck Ovens are built to last for years of trouble free operation featuring solid unitized frames constructed of heavy-duty, hand-welded angle iron for structural integrity.

Burners are fabricated from 1<sup>1</sup>/<sub>4</sub>" and 1<sup>1</sup>/<sub>2</sub>" heavy steel pipe with up to 140,000 BTUH per deck, while our exclusive pre-stressed, spring-loaded, feather-touch doors eliminate warpage and misalignment.

And, BAKERS PRIDE Deck Ovens are energy efficient featuring thick, industrial insulation and a proprietary heat baffling system for quicker pre-heat and efficient, rapid heat recovery.

With the exception of the Il Forno Classico, all models feature stainless steel exteriors and painted legs. All gas models are equipped with individual 3/4" NPT (ISO-7) gas connections per deck.

**Production Per Hour / Per Deck Formula:** 
$$\text{Pizza Per Oven} \times \frac{60 \text{ minutes}}{\text{Bake Time}} \times \# \text{ Decks} = \text{Pizza Per Hour / Per Deck}$$

**Example:**

**16" Pizza; Model Y-602 Double; 8 minute Bake Time** 
$$6 \times \frac{60}{8} \times 2 = 90 \text{ Pizzas Per Hour}$$

**NOTE:**

- \* Double capacity for double stacked ovens
- \* Triple capacity for triple stacked ovens

DECK OVEN CAPACITY							
Model	Pizzas Per Oven*			Baking Pan Capacity*			Production Per Hour / Per Deck 16" Pizza with 8 Minute Bake Time
	10"	16"	18"	13" x 18"	18" x 26"	12" x 20"	
FC-516	13	4	4	4	2	4	30
FC-616	15	5	5	6	3	6	37
FC-816	21	6	5	8	4	8	45
GS-805	12	4	3	4	2	3	30
DS-805	16	6	4	6	3	4	45
Y-600	18	6	6	8	4	6	45
Y-800	24	8	6	9	4	8	60
151	6	2	2	4	2	3	15
3151	8	3	2	3	1	3	22
4151	10	3	3	4	2	4	22
251 / 204	9	4	3	4	2	3	30
351	12	4	4	6	3	4	30
451	15	6	5	4	3	4	45
D-125	16	6	4	6	3	4	45
E-3836	9	4	4	4	2	3	30
E-5736	15	6	6	8	4	6	45
EP-1-2828	4	2	1	2	1	2	15
EP-2-2828	8	4	2	4	2	4	30

## IL FORNO CLASSICO

The IL FORNO CLASSICO combines the ambiance of a traditional old world brick oven with the convenience and control of modern technology.

Customize your installation to create a unique dining atmosphere to leave a lasting impression with your customers and build your business.

Perfectly balanced cooking and baking results are assured with our user-friendly technology and consistent, accurate and easy-to-use controls.

For the perfect display kitchen and superior results every time, time after time, experience the difference of Il Forno Classico.



### The Il Forno Classico Difference

#### **Ambiance & Atmosphere**

Visible **open-flame burner** creates the ambiance of a wood fired oven while providing additional top heat. New **black powder coated** combustion chamber door with **hard wood handles** create a great "Old World" look. Customize the appearance by installing behind a decorative facade or with factory-supplied **stone finish kits**.

#### **High Performance — Perfect Results**

**Double production capacity** by stacking with traditional SuperDecks. 1 1/2" thick hearth baking decks provide **old-world style brick oven finishes** to menu items while delivering temperature consistency. **Brick-lined ceilings** furnish superior top-heat intensity while speeding cooking process & temperature recovery. Unique **top & bottom heat damper system** with micro-slides allows chefs to perfectly balance oven results. Thermostatic controls deliver **accurate & consistent** temperatures while eliminating guess work. Add **wood smoke essence** without wood sourcing, storage, health department and fire hazard issues.

#### **User-Friendly — Easy To Operate**

**32" wide, arched opening** on the 616 and 816 models provides user-friendly access to hearth decks. New **36" tall legs** on single deck models positions baking area at proper ergonomic height. New, extra-large **access panel door** protects oven controls while providing access for service and maintenance. Ovens may be specified with either **front or side mounted controls** to best suit individual installations.

#### **Simple & Easy to Install & Maintain**

Il Forno Classico is engineered & designed to fit through standard door openings and **assembled on-site**, thus eliminating the need for heavy equipment or cranes. New, **removable front mounted flue** provides easy access for installing hearth decks, brick lining and maintenance. Rear electric connection and extra-large rear access panels are now standard for **ease of installation and service**.

#### **Ventilation**

May be installed under a standard type II collection hood or with our unique PB Style eyebrow ventilator **saving installation & operational cost** and expensive venting required with live fuel ovens.

## IL FORNO CLASSICO



FC-616 with Y-600DSP



BRICK LINING NOW STANDARD



## IL FORNO CLASSICO<sup>®</sup> GAS FIRED OLD WORLD BRICK OVENS

The Il Forno Classico is available in three sizes to meet your space and production requirements and may be stacked on our standard deck ovens for increased production in limited spaces — FC-516 on our D-125 or DS-805, FC-616 on our Y-600, and FC-816 on our Y-800. The FC-616 and FC-816 now feature a new 32" extra-wide opening for ease of access to the bake/cooking chamber.

The Il Forno Classico is designed and engineered to be used either as-is, or finished and trimmed with brass, copper, etc. for an elegant high-tech presentation, or finished DSP-style with tile, stone or thin brick applied directly to the oven exterior, or built-in behind a decorative facade of brick, stone or tile for an old-world look.

Accessories & Options on Page 52, 60 & 61



### SINGLE DECK

Model	Deck Size		# of Decks	Cooking Chambers	Overall Dimension*		Ship Wt.		Gas		Thermostat		List Price US\$
	in.	mm.			in.	mm.	lbs.	kilos	BTUH	KW	F°	C°	
FC-516	48x36	1219x914	1	1	65 <sup>1</sup> / <sub>4</sub> x43x71	1657x1092x1803	1400	720	140,000	41.01	650	343	\$ 27,285
FC-616	60x36	1524x914	1	1	78 x43x71	1981x1092x1803	1781	873	140,000	41.01	650	343	\$ 28,600
FC-816	66x44	1676x1118	1	1	84x51x71	2134x1295x1803	2081	978	140,000	41.01	650	343	\$ 30,500



Dimensions nominal

Shipping Class #70 — Shipping weight includes decks and legs

Stainless models include 2 each stainless leg covers

\*Height includes 36" (914 mm) standard legs on single units\*

Height includes 16" (406mm) standard legs on stacked units

Height excludes flue [add 12" (305mm)] or eyebrow hood [add 24" (610mm)]

Accessories & Options on Page 52, 60 & 61



### DOUBLE STACKED

Model	Deck Size		# of Decks	Cooking Chambers	Overall Dimension*		Ship Wt.		Gas		Thermostat		List Price US\$
	in.	mm.			in.	mm.	lbs.	kilos	BTUH	KW	F°	C°	
FC-516 / DS-805	48x36	1219x914	2	2	65 <sup>1</sup> / <sub>4</sub> x43x74	1657x1092x1880	2593	1179	210,000	61.51	650	343	\$ 37,680
FC-516 / D-125	48x36	1219x914	2	2	65 <sup>1</sup> / <sub>4</sub> x43x74	1657x1092x1880	2625	1193	265,000	77.65	650	343	\$ 38,235
FC-616 / Y-600	60x36	1524x914	2	2	78x43x74	1981x1092x1880	3288	1495	260,000	76.16	650	343	\$ 41,760
FC-816 / Y-800	66x44	1676x1118	2	2	84x51x74	2134x1295x1880	3805	1730	260,000	76.16	650	343	\$ 46,185



Dimensions nominal

Shipping Class #70 — Shipping weight includes decks and legs

Stainless models include 2 each stainless leg covers

\*Height includes 36" (914 mm) standard legs on single units

Height includes 16" (406mm) standard legs on stacked units — (12" with D-125)

Height excludes flue [add 12" (305mm)] or eyebrow hood [add 24" (610mm)]

## IL FORNO CLASSICO

### IL FORNO CLASSICO® FINISH CHOICES & OPTIONS

Decide how you intend to "finish" or "build-in" your oven(s) prior to ordering. Installation instructions are available for each "finish" style.

#### ONE

Plain, or As-Is and ready-to-use — no decorative finish. Available with standard front or all stainless steel exterior. You may finish your oven with decorative brass, copper, tile, etc. pieces.

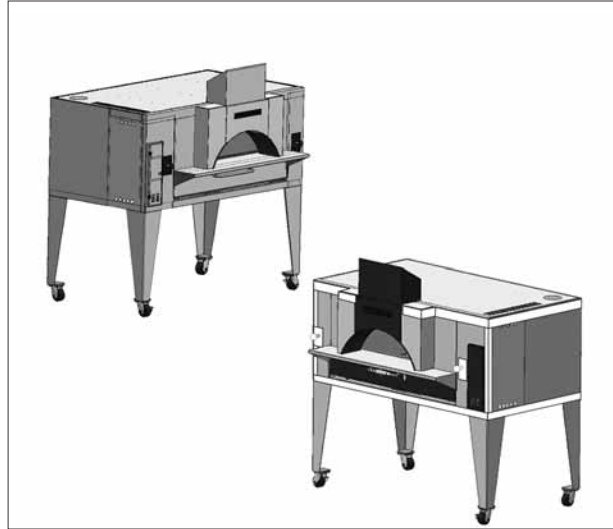
#### TWO

Traditional Style — create a "built-in" look by building a facade over the front, or front & sides, or on all four sides. Finish your facade with thin brick, stone, tile, marble or materials of your choice. Push/Pull rod extensions are provided.

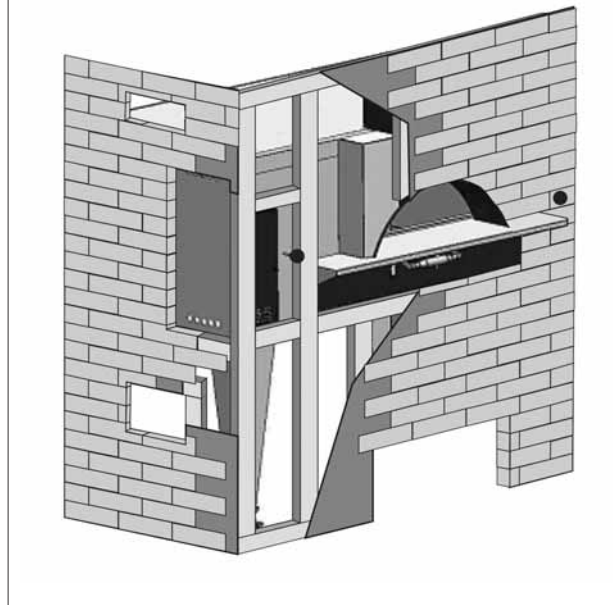
#### THREE

DSP Style — customize your oven with stone, tile, thin brick or other masonry finishes applied directly to the oven exterior. Skirts are provided, casters are not.

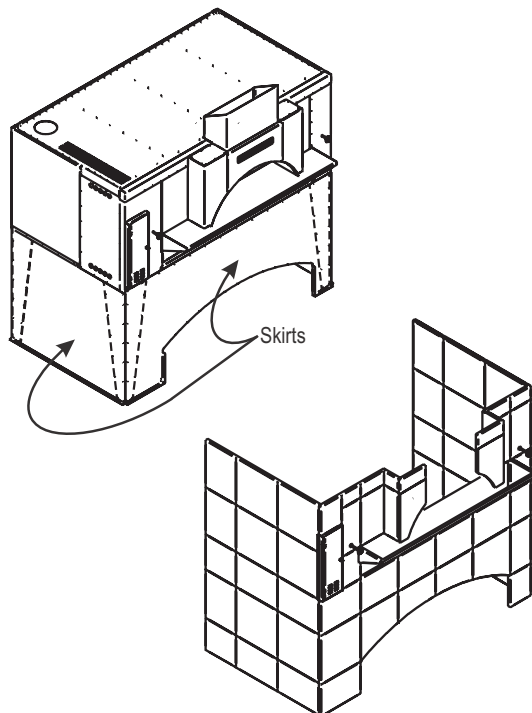
### ONE - Plain/As-Is or Decorative Trim Style



### TWO: Traditional/Facade Style



### THREE: DSP Style

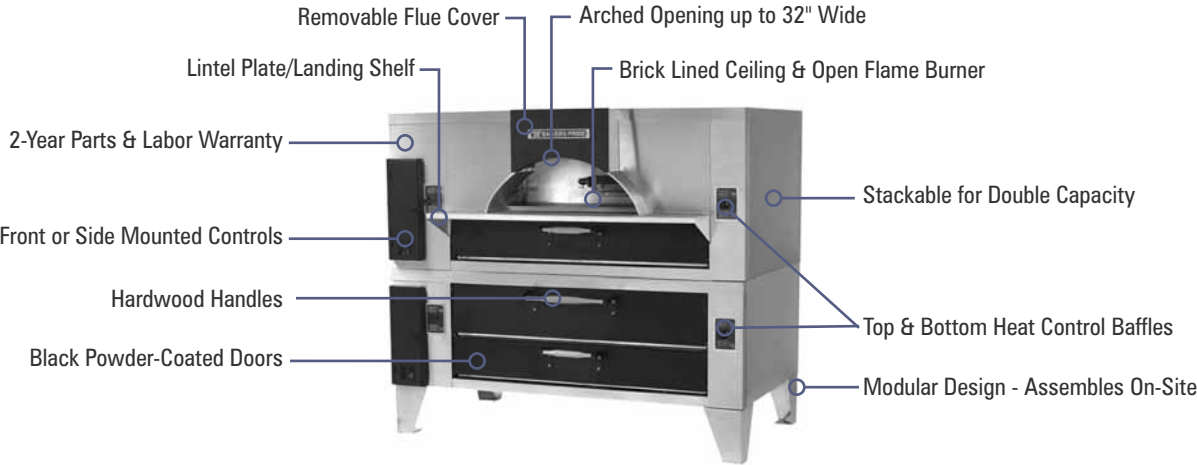




# IL FORNO CLASSICO

TELL US WHAT YOU WANT &  
WE'LL BUILD AN OVEN JUST FOR YOU!

## IL FORNO CLASSICO® DESIGN & SPECIFICATION OPTIONS



**IL FORNO Check List**

**Hinged Control Panel Door Mount (choose one)**

Front Mounted

Side Mounted

---

**Hinged Control Panel Door Finish (choose one)**

Black Powder Coated

Stainless Steel

---

**Lower Combustion Chamber Door Finish (choose one)**

Black Powder Coated

Stainless Steel

---

**Removable Flue Cover Finish (choose one)**

Black Powder Coated

Stainless Steel

---

**Lintel Plate / Plate Shelf (choose one)**

Provided to Customer for covering with tile, stone, etc.  
- 1" lower than cook/bake surface

Covered by Factory in stainless steel ready-to-use  
- Same height as cook/bake surface

---

**Gas Type (choose one)**

Natural Gas

L.P. Gas

---

**Electric Type (choose one)**

115 volts, AC

240 volts, AC

---

**Castors (set of 4) — Not suitable for DSP style finish with skirts**

Yes

No

**LOWER OVEN of STACKED INSTALL Check List**

**Hinged Control Panel Door Mount (choose one)**

Front Mounted

Side Mounted

---

**Hinged Control Panel Door Finish (choose one)**

Black Powder Coated

Stainless Steel

---

**Bake Combustion Chamber Door Finish (choose one)**

Black Powder Coated

Stainless Steel

---

**Lower Chamber Door Finish (choose one)**

Black Powder Coated

Stainless Steel

---

**Gas Type (choose one)**

Natural Gas

L.P. Gas

---

**Castors (set of 4) — Not suitable for DSP style finish with skirts**

Yes

No

**HOW DO YOU INTEND TO FINISH/BUILD IN YOUR OVEN — Choose One**

As Is / Decorative Exterior Trim - Casters Included

DSP Style - Apply tile/stone directly onto ovens - Skirts Included

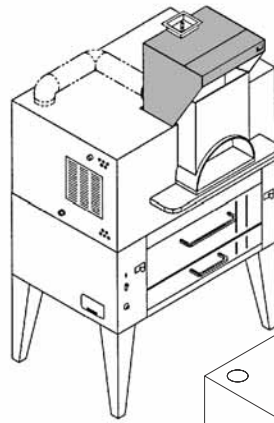
Traditional - Building a facade/enclosure - Casters Included

*NOTE:*  
See specification sheets for additional options & accessories


## IL FORNO CLASSICO OPTIONS & ACCESSORIES

### IL FORNO CLASSICO® EYEBROW STYLE EXHAUST HOODS

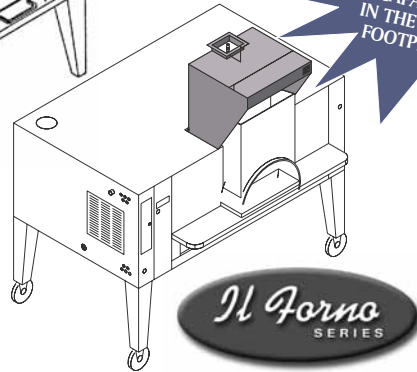
BAKERS PRIDE new Eyebrow Style Exhaust Hoods are designed to capture flue gases and bi-products of combustion. Easily mounted to the top of our Il Forno Classico ovens, they feature all 18 gauge type 304 stainless steel construction. A full-length, semi-concealed grease gutter with removable grease cup, U.L. Classified stainless steel baffle filters and are provided ready for Ansul piping. PB-24 is designed for stand alone Il Forno ovens and the PB-24S is for double stacked installations.



FC-516 / DS-805 with PB-24S  
shown with optional  
PB-24S Eyebrow Hood



FC-616 with PB-24  
shown with optional  
PB-24 Eyebrow Hood



## OVEN EXHAUST HOODS

Model	Exhaust CFM	Static Pressure	Duct Size		Overall Dimension*		Ship Wt.		List Price US\$
			in.	mm.	in.	mm.	lbs.	kilos	
PB-24	540	0.75	6x7	152x178	26x25 1/2x26	660x648x660	100	46	for single ovens \$ 4,150
PB-24S	540	0.75	6x7	152x178	26x25 1/2x26	660x648x660	100	46	for stacked ovens \$ 7,000

Shipping Class #70  
Dimensions nominal



D-125-DSP  
shown without top riser  
and without skirts



## D SERIES DISPLAY OVENS

Designed for exhibition kitchens, these new ovens are engineered to be "built-in" behind brick or stone.

With all the features and benefits of our standard D series ovens, they feature natural black or stainless steel doors and custom wood handles. Lintel plates support the brick or masonry for ease of installation. Includes dome plus front and side skirts. May be used as a lower oven stacked with IL Forno model FC-516.

Natural or LP gas. Legs and flue included at N/C.

Accessories & Options on Page 60 & 61

## G D SERIES

Model	Deck Size		# Decks	Cooking Chambers	Overall Dimension*		Ship Wt.		Gas**		Thermostat		List Price US\$
	in.	mm.			in.	mm.	lbs.	kilos	BTUH	KGC	F°	C°	
D-125-DSP	48x36	1219x914	1	1	65 1/4x43x59	1657x1092x1499	1105	501	125,000	36.61	650	343	\$ 11,280
D-250-DSP	48x36	1219x914	2	2	65 1/4x43x70	1657x1092x1778	2090	948	250,000	73.22	650	343	\$ 22,280



\*Height excludes dome riser  
\*Height includes 30" (762 mm) standard legs on D-125  
\*Height includes 12" (305 mm) standard legs on D-250  
Shipping Class #70 — Shipping weight includes decks and legs  
Dimensions nominal  
\*\*D-125 - 105,000 BTUH with LP gas, (30.76 KW)  
\*\*D-250 - 210,000 BTUH with LP gas, (61.52 KW)



**DS-990-DSP**  
built-in ready



## GAS DECK OVENS

### DS SERIES DISPLAY OVENS

Designed for exhibition kitchens, these new ovens are engineered to be "built-in" behind brick or stone.

With all the features and benefits of our standard DS series ovens, they feature natural black or stainless steel doors and custom wood handles. Lintel plates support the brick or masonry for ease of installation. Includes dome plus front and side skirts. May be used as a lower oven stacked with IL Forno model FC-516. Natural or LP gas. Legs and flue included at N/C.

Accessories & Options on Page 58 & 59

### G DS-DSP SERIES

Model	Deck Size		# Decks	Cooking Chambers	Overall Dimension*		Ship Wt.		Gas		Thermostat		List Price US\$
	in.	mm.			in.	mm.	lbs.	kilos	BTUH	KW	F°	C°	
DS-805-DSP	48x36	1219x914	1	1	65 <sup>1</sup> / <sub>4</sub> x43x65	1657x1092x1651	1073	487	70,000	20.50	650	343	\$ 10,790
DS-990-DSP	48x36	1219x914	2	2	65 <sup>1</sup> / <sub>4</sub> x43x76 <sup>1</sup> / <sub>8</sub>	1657x1092x1993	2023	918	140,000	41.00	650	343	\$ 21,210



\*Height includes dome & 30" (762 mm) standard legs on GS-805 and DS-805  
\*Height includes dome & 16" (406 mm) standard legs on GS-990 and DS-990  
Shipping Class #70 — Shipping weight includes decks and legs  
Dimensions nominal

### Y SERIES DISPLAY OVENS

Ideal for display cooking and exhibition kitchens, these new ovens are designed and engineered to be "built-in" behind brick, stone or tile.

With the features and benefits of our standard Y-Series ovens, they feature Old World style natural black doors and custom wooden handles. Lintel plates support the masonry or tile for ease of installation. All stainless finish available. Includes dome plus front & side skirts. Dome is removable for ease of installation. Natural or LP gas. Legs and flue included at N/C.



**Y-602-DSP**  
with optional stone finish



### Y-DSP SERIES G

Accessories & Options on Page 58 & 59

Model	Deck Size		# of Decks	Cooking Chambers	Overall Dimension*		Ship Wt.		Gas		Thermostat		List Price US\$
	in.	mm.			in.	mm.	lbs.	kilos	BTUH	KW	F°	C°	
Y-600-DSP	60x36	1524x914	1	1	78x43x65	1981x1092x1651	1387	628	120,000	35.15	650	343	\$ 13,525
Y-602-DSP	60x36	1524x914	2	2	78x43x76 <sup>1</sup> / <sub>8</sub>	1981x1092x1993	2641	1200	240,000	70.30	650	343	\$ 26,420
Y-800-DSP	66x44	1676x1118	1	1	84x51x65	2134x1295x1651	1604	726	120,000	35.15	650	343	\$ 18,060
Y-802-DSP	66x44	1676x1118	2	2	84x51x76 <sup>1</sup> / <sub>8</sub>	2134x1295x1993	3884	1397	240,000	70.30	650	343	\$ 31,475



\*Height includes dome & 30" (762 mm) standard legs on Y-600 and Y-800  
\*Height includes dome & 16" (406 mm) standard legs on Y-602 and Y-802  
Shipping Class #70 — Shipping weight includes decks and legs  
Dimensions nominal

**NOTE:** NO CASTERS ON DSP INSTALLATIONS DUE TO INTERFERENCE WITH SKIRTS

Less Dome, Subtract \$350 List — Stone & Tile Kits Sold Separately

## GAS DECK OVENS



### STUBBY-SHALLOW DEPTH 8" DECK HEIGHTS DECK OVENS

Ideal for kitchens with narrow aisles and for use in traditional kitchen cook lines, our space saving Stubby models are only 33" deep overall while delivering high volume and the quality of a full size model. Ovens are stackable three high and feature ceramic hearth decks. Stainless steel exteriors are standard.

Heat control damper allows chef to adjust top and bottom heat for perfect bake results. 680° F (343°C) thermostats standard. 550° F (288° C) bake thermostats and/or steel decks are available at no extra charge. Please specify when ordering. Natural or LP gas. Legs and flue included at N/C.



**4151**  
with optional casters



Accessories & Options on Page 60 & 61



## 8" DECK HEIGHTS

Model	Same as Model	Deck Size		# Decks	Cooking Chambers	Overall Dimension*		Ship Wt.		Gas		Thermostat		List Price US\$
		in.	mm.			in.	mm.	lbs.	kilos	BTUH	KW	F°	C°	
151	101	36x24 <sup>1</sup> / <sub>2</sub>	914x622	1	1	48x33x54	1219x838x1372	820	372	48,000	14.06	650	343	\$ 9,420
152	102	36x24 <sup>1</sup> / <sub>2</sub>	914x622	2	2	48x33x64	1219x838x1626	1508	684	96,000	28.12	650	343	\$ 18,580
153	103	36x24 <sup>1</sup> / <sub>2</sub>	914x622	3	3	48x33x78	1219x838x1981	2200	1087	144,000	42.19	650	343	\$ 27,735
3151		45x24 <sup>1</sup> / <sub>2</sub>	1143x622	1	1	57x33x54	1448x838x1372	958	434	70,000	20.50	650	343	\$ 11,265
3152		45x24 <sup>1</sup> / <sub>2</sub>	1143x622	2	2	57x33x64	1448x838x1626	1787	810	140,000	41.00	650	343	\$ 22,265
3153		45x24 <sup>1</sup> / <sub>2</sub>	1143x622	3	3	57x33x78	1448x838x1981	2620	1188	210,000	61.50	650	343	\$ 33,265
4151		54x24 <sup>1</sup> / <sub>2</sub>	1372x622	1	1	66x33x54	1676x838x1372	1093	496	70,000	20.50	650	343	\$ 12,105
4152		54x24 <sup>1</sup> / <sub>2</sub>	1372x622	2	2	66x33x64	1676x838x1626	2050	933	140,000	41.00	650	343	\$ 23,950
4153		54x24 <sup>1</sup> / <sub>2</sub>	1372x622	3	3	66x33x78	1676x838x1981	3024	1372	210,000	61.50	650	343	\$ 35,780



\*Height includes 30" (762 mm) standard legs on models 151, 3151, 4151 and 104

\*Height includes 16" (406 mm) standard legs on models 152, 3152, 4152 and 105

\*Height includes 6" (152 mm) standard legs on models 153, 3153 and 4153

Shipping Class #70 — Shipping weight includes decks and legs  
Dimensions nominal

## NEW 2-YEAR LIMITED PARTS & LABOR WARRANTY!



451  
with optional casters



## GAS DECK OVENS

### CONVECTION FLO DECK OVENS

Our unique natural-convection style heat circulation system eliminates the need for fans or blower systems. The Convection Flo Series features a parallel burner for uniform heat and a heat control damper for top and bottom heat control and perfectly balanced, consistent results (convection flo).

All stainless steel exteriors and ceramic hearth decks are standard. 550° F (288° C) bake thermostats and steel decks are available N/C, please specify when ordering.

Natural or LP gas. Legs and flue included at N/C.

## 8" DECK HEIGHTS

Accessories & Options on Page 60 & 61

Model	Same as Model	Deck Size		# Decks	Cooking Chambers	Overall Dimension*		Ship Wt.		Gas		Thermostat		List Price US\$
		in.	mm.			in.	mm.	lbs.	kilos	BTUH	KW	F°	C°	
251	201	36x34 1/2	914x876	1	1	48x43x54	1219x1092x1372	943	428	60,000	17.58	650	343	\$ 9,420
252	202	36x34 1/2	914x876	2	2	48x43x64	1219x1092x1626	1772	804	120,000	35.16	650	343	\$ 18,580
253	203	36x34 1/2	914x876	3	3	48x43x78	1219x1092x1981	2715	1232	180,000	52.80	650	343	\$ 27,735
351	301	45x34 1/2	1143x876	1	1	57x43x54	1448x1092x1372	1087	493	70,000	20.50	650	343	\$ 11,265
352	302	45x34 1/2	1143x876	2	2	57x43x64	1448x1092x1626	2060	934	140,000	41.00	650	343	\$ 22,265
353	303	45x34 1/2	1143x876	3	3	57x43x78	1448x1092x1981	3033	1376	210,000	61.50	650	343	\$ 33,265
451	401	54x34 1/2	1372x876	1	1	66x43x54	1676x1092x1372	1259	571	80,000	23.44	650	343	\$ 12,105
452	402	54x34 1/2	1372x876	2	2	66x43x64	1676x1092x1626	2294	1041	160,000	46.88	650	343	\$ 23,950
453	403	54x34 1/2	1372x876	3	3	66x43x78	1676x1092x1981	3327	1510	240,000	70.20	650	343	\$ 35,780



\*Height includes 30" (762 mm) standard legs on models 251, 351, 451, 204, 304 and 404  
 \*Height includes 16" (406 mm) standard legs on models 252, 352, 452, 205, 305 and 405  
 \*Height includes 6" (152 mm) standard legs on models 253, 353 and 453  
 Shipping Class #70 — Shipping weight includes decks and legs  
 Dimensions nominal

## NEW 2-YEAR LIMITED PARTS & LABOR WARRANTY!

## GAS DECK OVENS

### D SERIES – 10 3/4" DECK HEIGHTS DECK OVENS

The D-125 ovens feature a ceramic hearth deck, top and bottom heat control and are powered by a dual-burner heat system. 125,000 BTUH natural gas and 105,000 BTUH with liquid propane.

With an extra high 10 3/4" deck the D-125 is stackable (model D-250) or may be used as a lower deck to our IL Forno Classico model FC-516.

Stainless steel exteriors are standard. 550 ° F (288° C) bake thermostat available at no charge.

Natural or LP gas. Legs and flue included at N/C.



D-125  
with optional casters



Accessories & Options on Page 60 & 61

 D SERIES

Model	Deck Size		# Decks	Cooking Chambers	Overall Dimension*		Ship Wt.		Gas**		Thermostat		List Price US\$
	in.	mm.			in.	mm.	lbs.	kilos	BTUH	KGC	F°	C°	
D - 125	48x36	1219x914	1	1	65 <sup>1</sup> / <sub>4</sub> x43x59	1657x1092x1499	1105	501	125,000	36.61	650	343	\$ 10,950
D - 250	48x36	1219x914	2	2	65 <sup>1</sup> / <sub>4</sub> x43x70	1657x1092x1778	2090	948	250,000	73.22	650	343	\$ 21,630



\*Height includes 30" (762 mm) standard legs on D-125  
 \*Height includes 12" (305 mm) standard legs on D-250  
 Shipping Class #70 — Shipping weight includes decks and legs  
 Dimensions nominal  
 \*\*D-125 - 105,000 BTUH with LP gas, (30.76 KW)  
 \*\*D-250 - 210,000 BTUH with LP gas, (61.52 KW)

**NEW 2-YEAR LIMITED  
PARTS & LABOR  
WARRANTY!**



**DS - 805**  
with optional casters

## GAS DECK OVENS

### GS/DS SERIES – 7" DECK HEIGHTS DECK OVENS

Our GS and DS Series Deck Ovens are built for maximum durability, minimum maintenance and economical performance. Powered by a single, high performance 60,000 to 70,000 BTUH burner per deck, they feature a ceramic hearth deck, top and bottom heat control, and may be stacked two high. Stainless steel exteriors are standard. Natural or LP gas. Legs and flue included at N/C. 2-year limited parts & labor warranty.

### GS/DS SERIES

Accessories & Options on Page 60 & 61

Model	Deck Size		# Decks	Cooking Chambers	Overall Dimension*		Ship Wt.		Gas		Thermostat		List Price US\$
	in.	mm.			in.	mm.	lbs.	kilos	BTUH	KW	F°	C°	
<b>GS - 805</b>	36x36	914x914	1	1	53 <sup>1</sup> / <sub>4</sub> x43x55	1353x1092x1397	905	410	60,000	17.58	650	343	\$ 10,105
<b>GS - 990</b>	36x36	914x914	2	2	53 <sup>1</sup> / <sub>4</sub> x43x66	1353x1092x1676	1700	771	120,000	35.15	650	343	\$ 19,950
<b>DS - 805</b>	48x36	1219x914	1	1	65 <sup>1</sup> / <sub>4</sub> x43x55	1657x1092x1397	1073	487	70,000	20.50	650	343	\$ 10,400
<b>DS - 990</b>	48x36	1219x914	2	2	65 <sup>1</sup> / <sub>4</sub> x43x66	1657x1092x1676	2023	918	140,000	41.00	650	343	\$ 20,580



\*Height includes 30" (762 mm) standard legs on GS-805 and DS-805

\*Height includes 16" (406 mm) standard legs on GS-990 and DS-990

Shipping Class #70 — Shipping weight includes decks and legs  
Dimensions nominal

### Y SERIES – 8" DECK HEIGHTS DECK OVENS

The Y Series are the greatest selling Deck Ovens in the world. Designed for high volume, quality pizza baking, they feature ceramic hearth decks, unique microslide top & bottom heat controls, 120,000 BTUH per deck and may be stacked two high or as a lower deck to our Il Forno Classico FC-616. Stainless steel exteriors are now standard. Natural or LP gas. Legs and flue included at N/C.

2 year limited parts & labor warranty.



**Y-602**  
with optional casters



### Y SERIES

Accessories & Options on Page 60 & 61

Model	Deck Size		# of Decks	Cooking Chambers	Overall Dimension*		Ship Wt.		Gas		Thermostat		List Price US\$
	in.	mm.			in.	mm.	lbs.	kilos	BTUH	KW	F°	C°	
<b>Y - 600</b>	60x36	1524x914	1	1	78x43x55	1981x1092x1397	1387	628	120,000	35.15	650	343	\$ 13,160
<b>Y - 602</b>	60x36	1524x914	2	2	78x43x66	1981x1092x1676	2641	1200	240,000	70.30	650	343	\$ 26,050
<b>Y - 800</b>	66x44	1676x1118	1	1	84x51x55	2134x1295x1397	1604	726	120,000	35.15	650	343	\$ 15,685
<b>Y - 802</b>	66x44	1676x1118	2	2	84x51x66	2134x1295x1676	3084	1397	240,000	70.30	650	343	\$ 31,105



\*Height includes 30" (762 mm) standard legs on Y-600 and Y-800

\*Height includes 16" (406 mm) standard legs on Y-602 and Y-802

Shipping Class #70 — Shipping weight includes decks and legs  
Dimensions nominal

## ELECTRIC DECK OVENS

### EP, EB & ER SERIES – DECK OVENS

BAKERS PRIDE EP, EB and ER Series electric deck ovens feature "U" shaped elements, top and bottom, spaced every 9 1/2" and infinite top and bottom heat controls for uniform and consistent temperatures and perfectly balanced baking and cooking results. Available in 8" or 12" deck heights, these ovens may be mixed or matched for pizza, baking or roasting applications. Optional steam injection features interior steam manifolds. Pizza ovens feature ceramic hearth decks. Bake and Roast ovens feature steel decks. Standard and international voltages available. 1Ø or 3Ø available.



ER-1-12-3836  
with optional casters



### 38" Wide by 36" Deep Decks

Accessories & Options on Page 60 & 61



### 7" PIZZA

Model	Deck Size		# of Decks	Cooking Chambers	Overall Dimension*		Ship Wt.		Electrical		Thermostat		List Price US\$
	in.	mm.			in.	mm.	lbs.	kilos	Volts	Watts	F°	C°	
EP-1-8-3836	38x36	965x914	1	1	55x43x56	1397x1092x1422	600	273	208 or 220-240	8,000	800	427	\$ 8,840
EP-2-8-3836	38x36	965x914	2	2	55x43x66	1397x1092x1676	1200	546	208 or 220-240	16,000	800	427	\$ 17,420
EP-3-8-3836	38x36	965x914	3	3	55x43x66	1397x1092x1676	1800	819	208 or 220-240	24,000	800	427	\$ 26,000

Accessories & Options on Page 60 & 61



### 8" BAKING

Model	Deck Size		# of Decks	Cooking Chambers	Overall Dimension*		Ship Wt.		Electrical		Thermostat		List Price US\$
	in.	mm.			in.	mm.	lbs.	kilos	Volts	Watts	F°	C°	
EB-1-8-3836	38x36	965x914	1	1	55x43x56	1397x1092x1422	600	273	208 or 220-240	8,000	550	288	\$ 8,315
EB-2-8-3836	38x36	965x914	2	2	55x43x66	1397x1092x1676	1200	546	208 or 220-240	16,000	550	288	\$ 16,370
EB-3-8-3836	38x36	965x914	3	3	55x43x66	1397x1092x1676	1800	819	208 or 220-240	24,000	550	288	\$ 24,420

Accessories & Options on Page 60 & 61



### 12" BAKING & ROASTING

Model	Deck Size		# of Decks	Cooking Chambers	Overall Dimension*		Ship Wt.		Electrical		Thermostat		List Price US\$
	in.	mm.			in.	mm.	lbs.	kilos	Volts	Watts	F°	C°	
ER-1-12-3836	38x36	965x914	1	1	55x43x60	1397x1092x1524	700	318	208 or 220-240	8,000	550	288	\$ 9,685
ER-2-12-3836	38x36	965x914	2	2	55x43x68	1397x1092x1727	1400	636	208 or 220-240	16,000	550	288	\$ 19,735
ER-3-12-3836	38x36	965x914	3	3	55x43x72	1397x1092x1829	2100	954	208 or 220-240	24,000	550	288	\$ 28,525



\*Height includes 36" (914 mm) standard legs on single decks  
 \*Height includes 30" (762 mm) standard legs on double decks with 8" deck heights  
 \*Height includes 24" (610 mm) standard legs on double decks with 12" deck heights  
 \*Height includes 12" (305 mm) standard legs on triple decks with 8" deck heights  
 \*Height includes 6" (152 mm) standard legs on triple decks with 12" deck heights  
 Shipping Class #70 — Shipping weight includes decks and legs  
 Dimensions nominal

EB Bake and ER Roast Models: Add \$330 List for Each Ceramic Deck  
 EP Pizza Models include ceramic decks



**NEW 2-YEAR LIMITED  
PARTS & LABOR  
WARRANTY!**

Replaces Models
P-1
P-2
P-3
B-1
B-2
B-3
R-1
R-2
R-3



EP-1-8-5736  
with optional casters



## ELECTRIC DECK OVENS

### EP, EB & ER SERIES – DECK OVENS

BAKERS PRIDE EP, EB and ER Series electric deck ovens feature "U" shaped elements, top and bottom, spaced every 9 1/2" and infinite top and bottom heat controls for uniform and consistent temperatures and perfectly balanced baking and cooking results. Available in 8" or 12" deck heights, these ovens may be mixed or matched for pizza, baking or roasting applications. Optional steam injection features interior steam manifolds. Pizza ovens feature ceramic hearth decks. Bake and Roast ovens feature steel decks. Standard and international voltages available. 1Ø or 3Ø available.

57" Wide by 36" Deep Decks

#### 7" PIZZA



Accessories & Options on Page 60 & 61

Model	Deck Size		# of Decks	Cooking Chambers	Overall Dimension*		Ship Wt.		Electrical		Thermostat		List Price US\$
	in.	mm.			in.	mm.	lbs.	kilos	Volts	Watts	F°	C°	
EP-1-8-5736	57x36	1448x914	1	1	74x43x56	1880x1092x1422	750	341	208 or 220-240	12,000	800	427	\$ 11,790
EP-2-8-5736	57x36	1448x914	2	2	74x43x66	1880x1092x1676	1500	682	208 or 220-240	24,000	800	427	\$ 23,315
EP-3-8-5736	57x36	1448x914	3	3	74x43x66	1880x1092x1676	2250	1023	208 or 220-240	36,000	800	427	\$ 35,105

#### 8" BAKING



Accessories & Options on Page 60 & 61

Model	Deck Size		# of Decks	Cooking Chambers	Overall Dimension*		Ship Wt.		Electrical		Thermostat		List Price US\$
	in.	mm.			in.	mm.	lbs.	kilos	Volts	Watts	F°	C°	
EB-1-8-5736	57x36	1448x914	1	1	74x43x56	1880x1092x1422	750	341	208 or 220-240	12,000	550	288	\$ 11,370
EB-2-8-5736	57x36	1448x914	2	2	74x43x66	1880x1092x1676	1500	682	208 or 220-240	24,000	550	288	\$ 22,475
EB-3-8-5736	57x36	1448x914	3	3	74x43x66	1880x1092x1676	2250	1023	208 or 220-240	36,000	550	288	\$ 33,840

#### 12" BAKING & ROASTING



Accessories & Options on Page 60 & 61

Model	Deck Size		# of Decks	Cooking Chambers	Overall Dimension*		Ship Wt.		Electrical		Thermostat		List Price US\$
	in.	mm.			in.	mm.	lbs.	kilos	Volts	Watts	F°	C°	
ER-1-12-5736	57x36	1448x914	1	1	74x43x60	1880x1092x1524	700	318	208 or 220-240	12,000	550	288	\$ 13,160
ER-2-12-5736	57x36	1448x914	2	2	74x43x68	1880x1092x1727	1400	636	208 or 220-240	24,000	550	288	\$ 26,050
ER-3-12-5736	57x36	1448x914	3	3	74x43x72	1880x1092x1829	2100	2100	208 or 220-240	36,000	550	288	\$ 39,210



\*Height includes 36" (914 mm) standard legs on single decks

\*Height includes 30" (762 mm) standard legs on double decks with 8" deck heights

\*Height includes 24" (610 mm) standard legs on double decks with 12" deck heights

\*Height includes 12" (305 mm) standard legs on triple decks with 8" deck heights

\*Height includes 6" (152 mm) standard legs on triple decks with 12" deck heights

Shipping Class #70 — Shipping weight includes decks and legs

Dimensions nominal

EB Bake and ER Roast Models: Add \$330 List Per Deck for Each Ceramic Deck

EP Pizza Models include ceramic decks



**NEW 2-YEAR LIMITED  
PARTS & LABOR  
WARRANTY!**

#### Replaces Models

E-541  
E-542  
E-543  
B-541  
B-542  
B-543  
E/B-544  
E/B-545  
E/B-546

## DECK OVENS ACCESSORIES & REPLACEMENT DECKS



**SPECIAL ORDER DECK OVENS** — Consult Factory for pricing, lead times and minimum order quantities

### ACCESSORIES & OPTIONS — ALL DECK OVEN MODELS

*Some options are only valid when ordered and shipped with unit*

Item	Notes	List Price US\$
Casters	Set of 4 — Casters standard with Il Forno	\$ 395
Stainless Steel Leg Covers	Per Pair — Standard legs are Bakertone Grey	\$ 295
Special Height Legs	Per Set of 4 — Specify Length	\$ 310
Direct Vent Flue	Gas Models Only	No Charge
	Il Forno Classico	Not Available
Steam Injection Piping	First Deck:	\$ 1100
	Each Additional Deck:	\$ 550
<b>Steam Generator by others</b>	<b>by others — call factory for details</b>	<b>by others</b>
Automatic Oven Starter	Gas Models Only — Order 1 Per Deck	\$ 525
All Stainless Exterior	Il Forno Classico Y-602-DSP — Standard on all other models Per Deck:	No Charge
Side Mounted Controls	Specify when ordering — DS-805, D-125, Y-600, Y-800 and Il Forno Only	No Charge
Remote Controls	Il Forno Classico Only — Booster burner controls	\$ 390
5-Hour Timer	EB/ER-3836 and 5736 models only - N/A on EP models Per Deck:	\$ 240
480volt	EP/EB/ER 3836 and 5736 models only	\$ X
Deck Brush & Scraper	48" Long with Wood Handle — PN: T5149X	\$ 135
	2" High For Counter Top Ovens — PN: T5107Y	\$ 85
Natural Woodsmoke Essence Boxes	Stainless Steel Wood Chip Box	\$ 275

### ACCESSORIES & OPTIONS — Il Forno Classico & DSP Models

Natural Wood Smoke Essence Boxes	Each Box — Perforated stainless boxes	\$ 275
Remote Controls	Booster Burner Controls ONLY	\$ 390
Stone, Tile, or Thin Brick <i>We will source the stone or tile for you and ship with ovens. Installation by Customer.</i>	DSP & Il Forno Classico — single front	call for quote
	DSP & Il Forno Classico — double front	call for quote
	DSP & Il Forno Classico — single side	call for quote
	DSP & Il Forno Classico — double side	call for quote
On-Site Training & Chef Support <i>Prices include pre-visit consultation, travel &amp; expenses. All foodstuff supplied by customer.</i>	First Day — NET	\$ 2,200
	Each Additional Day — NET	\$ 1,100

### ON-SITE TRAINING & CHEF SUPPORT PROGRAM

- A certified professional chef will visit your location to train, teach and work with you and your staff. They will review operational standards, fine tune time, temperature and recipes to ensure you understand and receive all the benefits of your new Il Forno Classico oven.

### FREE PERFORMANCE CHECK

- This free-of-charge 18-stage, on-site, after installation performance check by qualified technicians is highly recommended and is offered upon request.



Natural Wood Smoke Essence Boxes



## DECK OVENS ACCESSORIES & OPTIONS

### DECK OVEN REPLACEMENT DECKS — CORDIERITE

Replacement Deck For Model	Deck Thickness in Inches	#Ceramics Per Oven	Deck Size Per Piece in Inches	Single Piece Ship Weight		Sets Ship Weight		Part # Each Ceramic	List Price US\$ Each Ceramic	Part # Per Set	List Price US\$ Complete Set
				lbs.	kilos	lbs.	kilos				
FC-816, Y-800	1 ½	4	22 x 33	65	30	260	118	T1153Y	\$ 730	T1153X	\$ 2570
FC-616, Y-600	1 ½	3	20 x 36	90	41	270	123	T1118Y	\$ 650	T1118X	\$ 1715
FC-516	1 ½	4	18 x 24	64	29	253	115	T1187Y	\$ 650	T1187X	\$ 2290
D-125, DS-805	1 ½	2	24 x 36	120	55	240	109	T1102Y	\$ 650	T1107X	\$ 1145
GS-805	1 ½	2	18 x 36	80	36	160	73	T1101Y	\$ 650	T1109X	\$ 1145
251, 201, 204	1 ½	2	18 x 34 ½	80	36	160	73	T1104Y	\$ 560	T1111X	\$ 1000
351, 301, 304	1 ½	2	22 ½ x 34 ½	104	47	207	94	T1105Y	\$ 730	T1112X	\$ 1285
451, 401, 404	1 ½	3	18 x 34 ½	80	36	240	109	T1104Y	\$ 560	T1110X	\$ 1480
151, 101, 104	1 ½	2	18 x 24 ½	80	36	160	73	T1106Y	\$ 495	T1113X	\$ 875
3151	1 ½	2	22 ½ x 24 ½	104	47	207	94	T1158Y	\$ 650	T1158X	\$ 1145
4151	1 ½	3	18 x 24 ½	80	36	240	109	T1106Y	\$ 495	T1149X	\$ 875
P-1, R-1, B-1, L-1	1	2	20 x 30	74	34	147	67	T1168Z	\$ 480	T1168X	\$ 845
E-541, B-541, R-544	1	3	18 x 36	68	31	204	93	T1165Z	\$ 480	T1165X	\$ 1270
E-3836	1	2	19 x 36	60	27	120	55	T1232A	\$ 510	T1232X	\$ 900
E-5736	1	3	19 x 36	60	27	180	82	T1232A	\$ 510	T1233X	\$ 1350

### LightStone DECKS *For lower volume operations, dough high in sugar content, chefs who prefer a "lighter bake" on bottom crusts*

Model	Part # Each Stone	List Price US\$ Each Stone	# Stones Per Oven	List Price US\$ Complete Set of Stones	List Price US\$ Complete Set in lieu of Cordierite
FC-616, Y-600	T1336Y	\$ 700	3	\$ 1850	\$ 400
FC-816, Y-800	T1337Y	\$ 800	4	\$ 2815	\$ 400
FC-516, D-805, D-125	T1351Y	\$ 700	2	\$ 1235	\$ 400
GS-805	T1353Y	\$ 735	2	\$ 1295	\$ 400
4151	T1354Y	\$ 735	3	\$ 1950	\$ 400
251,451	T1355Y	\$ 735	2	\$ 1295	\$ 400
451	T1355Y	\$ 735	3	\$ 1940	\$ 400
351	T1356Y	\$ 750	2	\$ 1320	\$ 400
3151	T1357Y	\$ 525	2	\$ 924	\$ 400
151	T1358Y	\$ 400	2	\$ 705	\$ 400
4151	T1358Y	\$ 400	3	\$ 1060	\$ 400
E-3836	T1361Y	\$ 675	2	\$ 1200	\$ 400
E-5736	T1361Y	\$ 675	3	\$ 1785	\$ 400

### DECK OVEN LEG GUIDE

Standard Heights	6" (152mm); 12" (305mm); 16" (406mm); 24" (610mm); 30" (762mm); 36" (914mm)	N/C
Special Heights	Specify cut-to-order; per set of 4 — maximum height 38"	\$ 310

NOTE: Standard height legs N/C when purchased with oven(s)  
Specify size when ordering

## EQUIPMENT STANDS

### CS / ES SERIES EQUIPMENT STANDS

BAKERS PRIDE Equipment Stands are heavy duty 14 gauge, type 304 stainless steel. Legs are 1 5/8" diameter 16 gauge tubular stainless steel with either adjustable bullet feet or heavy duty casters (two with locks). Under shelf is 18 gauge stainless steel. Ships "K.D."



ES-2460

NOW WITH  
RAISED SIDE  
& REAR LEDGES  
PLUS  
MARINE EDGE

#### CS SERIES — 35" (84 cm) Heights recommended for use with all Counter Top Ovens except GP and 2828

Stationary Model	With Casters Model	Overall Dimension		For Use With Models	Ship Wt. lbs.	List Price US\$	
		in.	mm.			Stationary	With Casters
CS - 3030	CS - 3030C	31x31x35	787x788x889	All Electric Countertop Ovens	48	\$ 1035	\$ 1,500

NSF

**MAXIMUM WEIGHT CAPACITY 800lbs PER STAND**

*Dimensions nominal  
Shipping Class #70*

#### ES SERIES — 24" (62 cm) Heights recommended for use with Griddles, Open Burner Ranges, Broilers & Stacked Equipment

Stationary Model	With Casters Model	Overall Dimension		For Use With Models	Ship Wt. lbs.	List Price US\$	
		in.	mm.			Stationary	With Casters
ES - 3030	ES - 3030C	31x31x24	787x788x610	XX-4/L-24/L-30/C-24/C-30/XG-24/XOB-4	48	\$ 1020	\$ 1,475
ES - 3630	ES - 3630C	38x31x24	965x788x610	XX-6/L-36/C-36/XG-36/XOB-36	63	\$ 1090	\$ 1,550
ES - 4830	ES - 4830C	49x31x24	1245x788x610	XX-8/L-48/C-48/XG-48/XOB-48/VH-1620	80	\$ 1,210	\$ 1,670
ES - 6030	ES - 6030C	61x31x24	1550x788x610	XX-10/L-60/C-60/XG-60/VH-1828	97	\$ 1,340	\$ 1,800
ES - 7230	ES - 7230C	73x31x24	1854x788x610	XX-12/L-72/C-72/XG-72	135	\$ 1,495	\$ 1,950

NSF

**MAXIMUM WEIGHT CAPACITY 800lbs PER STAND**

*Dimensions nominal  
Shipping Class #70*

#### COC SERIES — 30" (762 cm) Height Single Deck; 16" (406mm) Height Double Deck

Stationary Model	With Casters Model	Overall Dimension		For Use With Models	Ship Wt. lbs.	List Price US\$	
		in.	mm.			Stationary	With Casters
S-COCS	S-COCS	29x23 5/8x30	737x600x762	COC-E Single Deck	48	\$ 1,550	\$ 1,625
S-COCD	S-COCSDC	29x23 5/8x16	737x600x406	COC-E Double Deck	48	\$ 1,285	\$ 1,350

NSF

**MAXIMUM WEIGHT CAPACITY 800lbs PER STAND**

*Dimensions nominal  
Shipping Class #70*

## GAS CONNECTORS

### SGC GAS CONNECTORS STATIONARY EQUIPMENT



**SGC-75**

The SGC Gas Connectors are type 304 Stainless Steel with a thick yellow PVC coating. **Not for use with mobile equipment.**

SGC GAS CONNECTORS						
Model	Inside Dia.		Length		BTU Capacity	List Price US\$
	in.	mm.	in.	mm.		
SGC - 75	3/4	19	48	1220	225,000	\$ 116
SGC - 100	1	25	48	1220	451,000	\$ 145

*Shipping Class #70*



### MGC GAS CONNECTORS MOBILE EQUIPMENT



**MGC-75**

The MGC Gas Connectors are type 304 Stainless Steel with thick blue PVC coating. Quick disconnect, fusible link, restraining device and hardware.

MGC GAS CONNECTORS						
Model	Inside Dia.		Length		BTU Capacity	List Price US\$
	in.	mm.	in.	mm.		
MGC - 75	3/4	19	48	1220	180,000	\$ 375
MGC - 100	1	25	48	1220	334,000	\$ 460

*Shipping Class #70*





Bakers Pride products are available worldwide from an international network of Foodservice Equipment Distributors and Dealers. Our list of Exclusive Distributors is noted below by country.

Bakers Pride products are also available on a non-exclusive basis to Distributors and Dealers in other markets by contacting us directly or our appointed Manufacturer's Representatives also noted below.

**EUROPE**

**including RUSSIA & TURKEY**  
**FMAB Int'l AB** — Bo Fredriksson  
 Strandvagen 23  
 (from 4/1/2007 Strandvagen 19)  
 652 17 Karlstad, Sweden  
 +46 70 445 13 16 phone/SMS  
 +46 54 29 35 55 fax  
 fmabi@teia.com

**CANADA**

**Rabco** — Al Santos  
 35B Ironside Crescent  
 Toronto, Ontario  
 Canada M1X1G5  
 +1 (416) 321-5823 ext. 31  
 +1 (416) 321-5826 fax  
 asantos@rabcofoodservice.com  
 www.rabcofoodservice.com

**LATIN AMERICA & CARIBBEAN**

**EDA International Corp.** — Edward De Aguiar  
 4907 S W 75 Avenue  
 Miami, FL 33155  
 + 1 (305) 669 - 1894  
 + 1 (305) 669 - 1797 fax  
 edaintl@aol.com

**MIDDLE EAST**

**CCBI International Trade**  
 Sam Abu Ghazaleh  
 Osman Tower #6  
 Diplomatic Suite #162  
 Ma'adi, Cairo, EGYPT  
 +20-2 527 2454  
 +20-2 527 2558 fax  
 ccbiit@aol.com

**ASIA PACIFIC**

Steven Zhang, Sales Director  
 #20A, Building A  
 1068 Xi Kang Road, Room 20A  
 Shanghai, 200060  
 P. R. China  
 + 86 21 52527681  
 + 86 21 52527689 fax

**AUSTRALIA / NEW ZEALAND**

Steven Zhang, Sales Director  
 #20A, Building A  
 1068 Xi Kang Road, Room 20A  
 Shanghai, 200060  
 P. R. China  
 + 86 21 52527681  
 + 86 21 52527689 fax

**AFRICA**

Kurt Bahnmaler, Sales Director  
 30 Pine Street  
 New Rochelle, NY 10801  
  
 (847) 398-8145  
 (214) 565-0976  
 kurtbahn@bakerspride.com

**UNITED KINGDOM**

**Jestic Foodservice Equipment**  
 Unit 5, Kingstanding Business Park  
 Kingstanding Way  
 Tunbridge Wells, Kent TN2 3UP  
 United Kingdom

+ 44 (0) 1892 502410  
 + 44 (0) 1892 618826 fax  
 www.jestic.co.uk

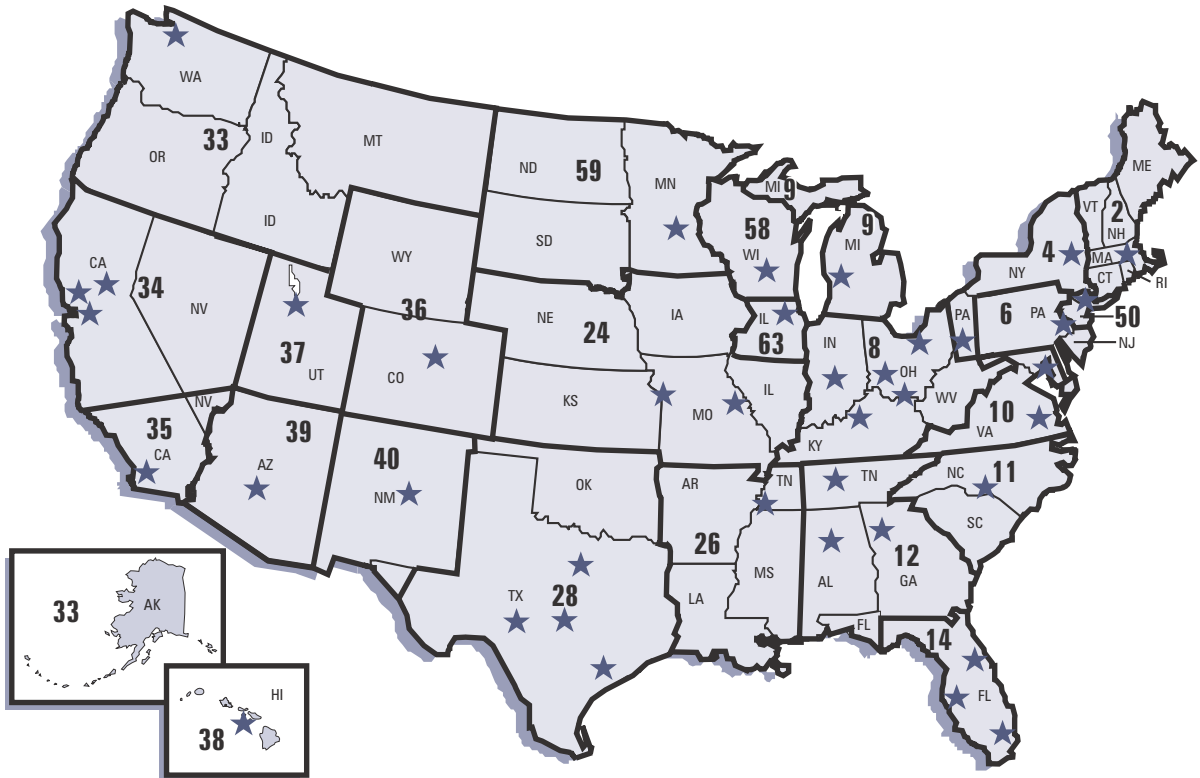
**FRANCE**

**SCAL**  
 Za Courtaboeuf 1  
 20 Ave de la Baltique  
 Courtaboeuf Cedex 91958  
 FRANCE  
 + 33 (1) 6982 - 8585  
 + 33 (1) 6982 - 8599 fax  
 sylvain.gohier@scal.fr





# NATIONAL SALES CENTERS



**2 Butkevich Associates** — MAIN OFFICE  
 P.O. Box 73 • 2 N. Main Street  
 Avon, MA 02322  
 (508) 584-1818  
 (508) 583-8401 fax  
 maria@butkevich.com

**4 Bassett-Carragher Associates** — MAIN OFFICE  
 287 Andrews Street  
 Rochester, NY 14604  
 (585) 254-1780  
 (585) 254-2154 fax  
 jcarragher@bassettcarragher.com  
 3857 Willow Avenue – rear bldg.  
 Pittsburgh, PA 15234  
 (412) 341-2020  
 (412) 344-0603 fax  
 fcarragher@bassettcarragher.com

**6 Barsky Fleming Marketing Inc.** — MAIN OFFICE  
 2080 Wheatshaf Lane  
 Philadelphia, PA 19124  
 (215) 289-5411  
 (215) 289-5420 fax  
 info@bfm1.com

**8 The 2 Market Group** — MAIN OFFICE  
 120 North Otterbein  
 Westerville, OH 43081  
 (877) 621-3800  
 (614) 9019289 fax  
 Don@twomarket.com

**9 GMD Foodservice Marketing, Inc.** — MAIN OFFICE  
 5614 Alpine Avenue NW  
 Comstock Park, MI 49321  
 (616) 784-6671  
 (616) 647-8645 fax  
 mcrowe@g-m-d.com

**10 Spurry & Associates, Inc.** — MAIN OFFICE  
 8615 Commerce Drive, Suite 5  
 Easton, MD 21601  
 (410) 820-7100  
 (410) 820-7123 fax  
 spurry@goeaston.net  
 905 Chartwell Drive  
 Newport News, VA 23608  
 (757) 877-5732  
 (757) 877-6212 fax  
 mbwitty@widomaker.com

**11 Swanson-Girard & Associates.** — MAIN OFFICE  
 9600 Southern Pines Blvd.  
 Charlotte, NC 28273  
 (704) 521-8811  
 (704) 521-8801 fax  
 pswanson@swanson-girard.com

**12 Carman-Girard Associates** — MAIN OFFICE  
 3157 Presidential Drive – Suite 200  
 Atlanta, GA 30340  
 (770) 457-6548  
 (770) 451-2091 fax  
 info@carmangirard.com

**14 Florida Agents** — MAIN OFFICE  
 275 96th Avenue North - Suite 2  
 St. Petersburg, FL 33702  
 (727) 572-5200  
 (727) 576-7766 fax  
 jim@floridaagents.com  
 greg@floridaagents.com

241 Stratmore Circle  
 Kissimmee, FL 34744  
 (407) 908-9378  
 (407) 344-8174 fax  
 john@floridaagents.com

12651 NW 11th Place  
 Sunrise, FL 325-4521  
 (954) 325-4521  
 (954) 835-2157 fax  
 ray@floridaagents.com

7007 Greentree Lane  
 Miami Lakes, FL 33014  
 (305) 345-0170  
 (305) 822-5240 fax  
 gary@floridaagents.com

**24 BSHL** — MAIN OFFICE  
Eastern MO/Southern IL/Eastern IW  
726 Hanley Industrial Court  
Brentwood, MO 63144  
(314) 781-2225  
(314) 781-5874 fax  
David Brinkley cell: (314) 799-1892  
Richard Spener cell: (314) 277-8022  
Angie Haberer cell: (314) 799-6657  
bshl1@aol.com

Western MO/KS/NB/Western IW  
11433 W. 87th Terrace  
Overland Park, KS 66214  
(913) 888-2010  
(913) 888-4858 fax  
1-800-516-6722 toll free  
www.bshlgroup.com  
Ralph Larkin cell: (913) 707-6004  
Greg Daniels cell: (913) 706-7259  
Pat Phelan cell: (816) 678-9036  
rep@bshlgroup.com

**26 Rooker Marketing Solutions** — MAIN OFFICE  
1603 C.R. 101  
New Albany, MS 38652  
(662) 534-2923  
(662) 534-2590 fax  
rookermarketing@vista-express.com

**28 First Source Marketing, Inc.** — MAIN OFFICE  
400 West Upshur Blvd. – Suite #6  
Gladwater, TX 75647  
(903) 844-0009  
(903) 844-0199 fax  
www.1stsourcecmktg.com  
donna@1stsourcecmktg.com  
lisa@1stsourcecmktg.com

Lake Kiowa, TX 76240  
(214) 914-0692  
(903) 844-0199 fax  
gary.atterbury@ntin.net

Houston, TX 77002  
(281) 250-6507  
(903) 844-0199 fax  
chris@1stsourcecmktg.com

Watauga, TX 76148  
(817) 475-9282  
(903) 844-0199 fax  
darrell@1stsourcecmktg.com

Georgetown, TX 78626  
(512) 750-3616  
(903) 844-0199 fax  
trey@1stsourcecmktg.com

San Antonio, TX 78230  
(210) 831-5293  
(903) 844-0199 fax  
ben@1stsourcecmktg.com

Allen, TX 75002  
(214) 883-5685  
(903) 844-0199 fax  
jimmy@1stsourcecmktg.com

**33 Dodson Associates, Inc.** — MAIN OFFICE  
7702 22nd Street N.W.  
Seattle, WA 98117  
(206) 713-5185  
(206) 789-1334 fax  
jayedodson@comcast.net

**34 San Francisco Reps** — MAIN OFFICE  
25025 Viking  
Hayward, CA 94545  
(510) 887-2220  
(510) 785-1100 fax  
sfreps@aol.com

12439 Alta Mesa Drive  
Auburn, CA 95603  
(916) 997-7894  
(530) 888-8916 fax  
gregkolstad@pacbell.net

348 Canyon Falls Drive  
Folsom, CA 95630  
(916) 989-3228  
(916) 989-1312  
johnrooke@comcast.net

**35 Integra Marketing** — MAIN OFFICE  
15613 South Blackburn Avenue  
Norwalk, CA 90650  
(562) 229-0404  
(562) 229-0999 fax  
tom@integra-marketing.com

**36 Wange & Associates** — MAIN OFFICE  
7257 S. Tucson Way  
Centennial, CO 80112  
(303) 790-2424  
(303) 790-4913 fax  
larry@wangeandassociates.com

**37 Wange & Folkman** — MAIN OFFICE  
9487 Shadow Brook Court  
S. Jordan, UT 84095  
(801) 253-0283  
(801) 253-0284 fax  
wangeandfolkman@earthlink.net

**38 Pao & Associates** — MAIN OFFICE  
P.O. Box 22176  
Honolulu, HI 96822  
(808) 837-0300  
(808) 837-0032 fax  
ppao@aloha.net

Oahu  
Derek Conselva  
(808) 837-3723  
(808) 837-0032 fax  
dwconselva@yahoo.com

Oahu  
Willie Pimentel  
(808) 357-2225  
(808) 877-7316 fax  
dwconselva@yahoo.com

**39 Goff Sales Company** — MAIN OFFICE  
15442 North Second Place  
Phoenix, AZ 85022  
(602) 942-8283  
(602) 942-8050 fax  
dennisgoff@aol.com

**40 Marjon & Associates** — MAIN OFFICE  
2920 Carlisle Boulevard N.E.  
Albuquerque, NM 87110  
(505) 837-1143  
(505) 837-1174 fax  
dlmarjon@msn.com

**50 TD Marketing Company, Inc.** — MAIN OFFICE  
341 Railroad Avenue  
East Rutherford, NJ 07073  
(201) 935-1600  
(201) 935-1260 fax  
ktormey@TDMarketingco.com

**58 Scotlyn Sales** — WISCONSIN MAIN OFFICE  
PO Box 402  
Necedah, WI 54646  
(608) 565-3871  
(866) 264-3713 fax  
efranczyk@scotlyn.com

**59 Scotlyn Sales** — MAIN OFFICE  
7100 Ohms Lane  
Edina, MN 55439  
(952) 921-0373  
(952) 921-0374 fax  
scotlyn@scotlyn.com

**63 Cassidy's Pro Line** — MAIN OFFICE  
978 North DuPage Avenue  
Lombard, IL 60148  
(630) 627-7353  
(630) 628-3529 fax  
prolinerep@aol.com  
prolinerepoffice@aol.com



#### WORLD HEADQUARTERS

**BAKERS PRIDE OVEN COMPANY**  
30 Pine Street  
New Rochelle, NY 10801  
(914) 576-0200  
(914) 576-0605 fax  
800-431-2745 U.S. & Canada  
sales@bakerspride.com



#### CENTRAL REGION

**BAKERS PRIDE OVEN COMPANY**  
30 Pine Street  
New Rochelle, NY 10801  
(214) 929-2408  
(317) 576-0535 fax  
Jeff Mote  
cell: 214-929-2408  
jeffmote@bakerspride.com



#### EASTERN REGION

**BAKERS PRIDE OVEN COMPANY**  
30 Pine Street  
New Rochelle, NY 10801  
(704) 543-6852  
(704) 543-6457 fax  
Vince Dattolo  
cell: 469-226-8425  
vincdatt@bakerspride.com



#### WESTERN REGION

**BAKERS PRIDE OVEN COMPANY**  
30 Pine Street  
New Rochelle, NY 10801  
(214) 924-3536  
(847) 680-7499 fax  
Steve Greenberg  
cell: 214-924-3536  
stevgree@bakerspride.com

## WARRANTIES & SERVICE

### BAKERS PRIDE LIMITED WARRANTY

**WHAT IS COVERED** This warranty covers defects in material and workmanship under normal use, and applies only to the original purchaser providing that:

- The equipment has not been accidentally or intentionally damaged, altered or misused;
- The equipment is properly installed, adjusted, operated and maintained in accordance with National and local codes, and in accordance with the installation instruction provided with the product;
- The serial number rating plate affixed to the equipment has not been defaced or removed.

**WHO IS COVERED** This warranty is extended to the original purchaser and applies only to equipment purchased for use in the U.S.A.

**COVERAGE PERIOD** Full size gas and electric deck ovens: Two (2) year limited parts and labor: Cyclone Convection Ovens: BCO Models: One (1) Year limited parts and labor; GDCO Models: Two (2) Year limited parts and labor; CO11 Models: Two (2) Year limited parts and labor; (5) Year limited door warranty.  
All Other Products: One (1) Year limited parts and labor.  
Warranty period begins the date of dealer invoice to customer or ninety (90) days after shipment date from BAKERS PRIDE - whichever comes first.

**WARRANTY COVERAGE** This warranty covers on-site labor, parts and reasonable travel time and travel expenses of the authorized service representative up to (100) miles, round trip, and (2) hours travel time. The purchaser, however, shall be responsible for all expenses related to travel, including time, mileage and shipping expenses on smaller counter models that may be carried into a Factory Authorized Service Center, including the following models: PX-14, PX-16, P18, and BK-18.

**EXCEPTIONS** All removable parts in BAKERS PRIDE Char-broilers, including but not limited to: Burners, Grates, Radiants, Stones and Valves, are covered for a period of SIX MONTHS.  
All Ceramic Baking Decks are covered for a period of THREE MONTHS. The installation of these replacement decks is the responsibility of the purchaser.  
The extended Cyclone door warranty years 3 through 5 is a parts only warranty and does not include labor, travel, milage or any other charges.

#### EXCLUSIONS

- Negligence or acts of God,
- Thermostat calibrations after (30) days from equipment installation date,
- Air and Gas adjustments,
- Light bulbs,
- Glass doors and door adjustments,
- Fuses,
- Char-broiler work decks and cutting boards,
- Tightening of conveyor chains,
- Adjustments to burner flames and cleaning of pilot burners,
- Tightening of screws or fasteners,
- Failures caused by erratic voltages or gas supplies,
- Unauthorized repair by anyone other than a BAKERS PRIDE Factory Authorized Service Center,
- Damage in shipment,
- Alteration, misuse or improper installation,
- Thermostats and safety valves with broken capillary tubes,
- Accessories — spatulas, forks, steak turners, grate lifters, oven brushes, scrapers, peels, etc.,
- Freight — other than normal UPS charges,
- Ordinary wear and tear.

**INSTALLATION** Leveling and installation of decks, as well as proper installation and check out of all new equipment — per appropriate installation and use materials — is the responsibility of the dealer or installer, not the manufacturer.

**REPLACEMENT PARTS** BAKERS PRIDE genuine Factory OEM parts receive a (90) day materials warranty effective from the date of installation by a BAKERS PRIDE Factory Authorized Service Center.

This Warranty is in lieu of all other warranties, expressed or implied, and all other obligations or liabilities on the manufacturers part. BAKERS PRIDE shall in no event be liable for any special, indirect or consequential damages, or in any event for damages in excess of the purchase price of the unit. The repair or replacement of proven defective parts shall constitute a fulfillment of all obligations under the terms of this warranty.

1 - 800 - 431 - 2745

### HOW TO ARRANGE FOR SERVICE

All warranty service should be coordinated through the Technical Service Department at BAKERS PRIDE.

You can reach us, toll free, at 1 - 800 - 431 - 2745. All warranty service calls will be immediately dispatched by BAKERS PRIDE to the local Factory Authorized Service Center in your area.

When requesting service or parts identification, always specify:

- Model Number
- Serial Number
- Type of Gas or Voltage
- Phase and Wattage
- Date Code

01/01/2007



Michael Angelo's, Longbranch, NJ — FC-616 and Y-602 DSP

**Forged in Steel • Finished in Stone**



30 Pine Street • New Rochelle • New York • 10801

914 / 576 - 0200

914 / 576 - 0605

fax

1 - 800 - 431 - 2745

US & Canada

[www.bakerspride.com](http://www.bakerspride.com)

web address

12/06 — 9k